



CUTTING & CRIMPING

www.intercable.com

intercable
TOOLS FOR PROFESSIONALS

HISTORY



Intercable is one of the world's leading manufacturers of professional electrical products for Utilities, Power Boards, Contractors, Electricians and Industry. Our main ambition is to improve efficiency, safety and quality of our customers' daily work. As a family owned company, established in 1972, today we count more than 600 employees in our manufacturing plants located in the north of Italy and in Germany.

Our product range is attuned to LV, MV and HV cable preparation and consists of five main product lines:

- insulated safety tools up to 1000V
- hydraulic and mechanical Crimping and Cutting tools
- stripping tools
- special electro technical devices
- cable accessories

Furthermore we are also leader in the development and production of special plastic and metal parts for the automotive market and so an important partner of the biggest car and truck manufacturers worldwide.

Quality is not an accident but the result of advantageous application of a certified quality system: Our Company comply with the latest DIN EN ISO 9001:2008, ISO/TS 16949:2009 and ISO14001 International Standards. Constant internal and external audits help us to identify weaknesses and promote a continuous improvement in all the company processes.

Our tools are produced according to latest international IEC, DIN standards and are certified by independent, accredited German and Italian test institutes such as VDE, BG or CESI.

Our aim is a long lasting customer relation based on confidence. We daily try to recognize the demands and expectations of our customers to be able to fulfil them quickly and effectively but in any case to our customer's satisfaction. Further we satisfy the changing market needs by a constant improvement and development of our product range.

We are proud to be known as an expert and flexible partner on the international market.



QUALITY CERTIFICATIONS



Quality Management System ISO 9001:2008



Environmental Management System ISO 14001



VDE - EN 60900 approval

Active member of:

- CEI (Italian Electro Technical Committee)
- UNI (Italian Standardization Committee)
- Working groups of the European and International Standardization Committee

MECHANIC CUTTING TOOLS 08 - 14

HYDRAULIC CUTTING TOOLS 15 - 39

MECHANIC CRIMPING TOOLS 40 - 48

HYDRAULIC CRIMPING TOOLS AND DIES 49 - 84

POWER RAIL WORK STATION 85 - 88

HYDRAULIC PUMPS 89 - 96

STANDARD: IEC 60900

Live Working or close to live parts working - up to 1000V a.c and 1500V d.c. Safety tools suitable for live line working are marked with the double triangle



GENERAL REQUIREMENTS OF IEC 60900

Insulated hand tools

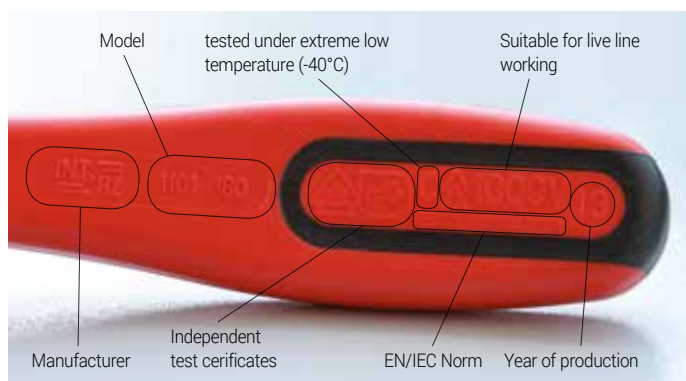
made of conductive material, fully or partially covered by insulating material

SCOPE: protect user for electric shock

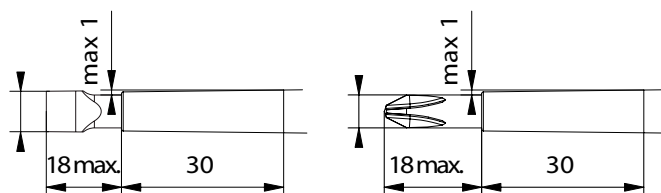
Insulating hand tools

made totally or essentially from insulating materials except for inserts made from conductive material (reinforcement purpose), but with no exposed conductive parts.

SCOPE: protect user for electric shock and avoid short circuit between two parts of different potential



Dimensions and marking



- must be within the parameters which are set by the Norm e.g. the connector of the modular tools must be according to ISO 1174-1

OUR QUALITY ASSURANCE PLAN

- Visual Check
- Tool capable of being assembled
- Sampling tests
- Records
- Quality audits
- 100% Dielectric 10 for 10s for every single tool that is marked 1000V



Internal Testing Laboratory

- 3D-measuring systems
- 3D-Videomeasuring systems (smart Scope)
- Hardness-testing systems
- Compression-tension testing machines (50 kN)
- Thermic chambers (until 300°C/-40°C to 180°C)
- Climate chamber (-70°C to 180°C / 0-99% humidity)
- High-Tension testing devices (10 kV)
- High-Current testing device up to 1.000 A
- Photomicrograph equipment (section analysis)
- Surface thickness measurement
- Coating testing device (high tension)
- Special ohmmeter
- Tightness test equipment
- Torque moment testing device
- Fischerscope X-ray
- Saltspray chamber



Dielectric test

10kV at 50Hz or 60Hz for 3min
 Linked to following Conditioning:
 - Water bath 24h - after dry wiping dielectric test
 - Wet chamber 48h (23°C ±5°C) - after dry wiping dielectric test

Indetation test

Linked to following Conditioning:
 • Test pointing in horizontal conditions based on determinetad data (20N)
 The test is considered successful if no electrical puncture, sparkover or flashover occurs during test period. (5kV x 3min)



Impact test

- Ambient temperature impact test:
.....(23°C ±5°C / 2m)
- Low temperature impact test:
.....(2h -25°C ±3°C / 0,6m)
- Extreme low temperature imp. test:
.....(2h -40°C ±3°C / 0,6m)



Flame retardancy test

1. Step: yellow tipped blue Flame of 20mm ± 2mm to be pointed for 10sec on the insulation
2. Step: withdrawn the flame and observe 20s test piece
3. Step: test is passed if the flame height on the tool does not exceed 120mm during 20s of observation period

Adhesion test

- a) Of the insulation of the entire tool
 - 500N for 3min
 - handle must remain firmly on conducting part
- b) Of conducting adjusting or switching elements



INTERCABLE STANDS FOR HIGH QUALITY

Products and service! An efficient organisation, as well as a quality management according to the EN ISO 9001 international standards, guarantee optimum processes and continual improvement. In-house design and production in Italy and Germany and full commitment of our highly trained personell is our main recipe of success.



DIN EN ISO 9001: Reg.-Nr. 067378
ISO/TS 16949: Rea.-Nr. 067378



Assembling of hydraulic tools in the headquarter



In-house production of the tools



Planning and construction of innovative products



10.000V voltage test

TECHNOLOGY IS OUR PASSION

Our specialists set themselves a clear goal: provide workers in the electrical technology sector with the very best tools and equipment for performing their daily tasks.

Our own innovation department with its highest qualified experts and the latest technologies in the planning and construction sector is the guarantee for our success and the continuous improvements.



Inspection of a hydraulic pump core by 3D device

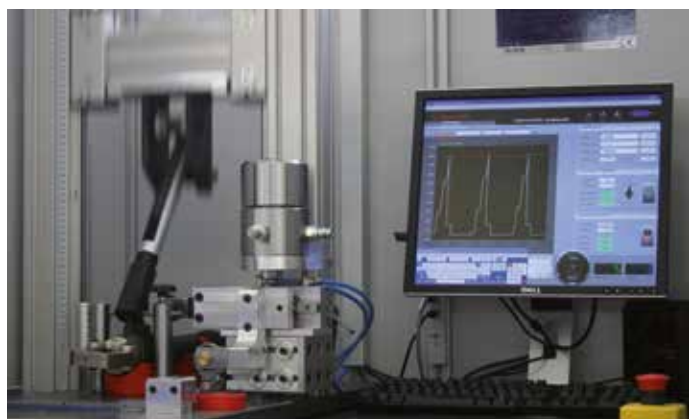
OUR KNOW-HOW FOR YOUR SAFETY

Safety tests on every single tool

Every single CE/EN 60900 certified tool (identified by the double triangle and the 1000V sign) produced by Intercable undergoes a 10,000 Volt voltage test in a water bath or with steel balls for 10 seconds.

Technical tests on every single tool

Each hydraulic tool produced by Intercable is subjected to a series of particularly severe technical tests. The test certificate is enclosed to the tool and traceable by the serial number.



Technical test of hydraulic tools



Special Electrician's Scissors

- Ergonomical and extremely robust
- High cutting performance
- Loose-free screw/pin hinge

Description	Order No.	Blade	Length
Scissors with safetybox	1601 3	straigh	140 mm

Attention: not suitable for work under voltage



Cable Cutter and Crimper Electrician Scissors 2K

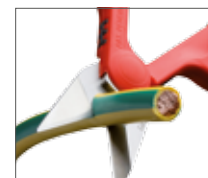
- To cut Cu/Al cables up to 50 mm²
- With slot to crimp insulated or not insulated end sleeves from 0,5 to 4 mm²
- Ergonomical and extremely robust
- Loose-free screw/pin hinge
- 2-component-handles

Description	Order No.	Blade	Length
Scissors with safetybox	16020-F1	straigh	160 mm

Attention: not suitable for work under voltage



Special blade design:
to cut and strip cables



To cut Cu/Al cables
up to 50 mm²



Special slot to crimp
0,5 - 4 mm²



Universal Knife with Clappable Blade Protection

- 1000V insulated tool
- With replaceable standard blade (thickness 0,65mm)
- Made of shock-proof material

Description	Order No.	Blade	Length
Cable knife	AV3910	interch. 50 mm	185 mm
↳ Spare blade	AV3911	-	50 mm



✓ SUITABLE TO WORK UNDER VOLTAGE



Insulated Electrician's Shears

- Adjustable screwjoint
- High cutting performance
- Surface treatment: burnished and polished
- 2-component-handles

Description	Order No.	Length	Weight
Insulated electrician shears	1603 1	180 mm	100 g



✓ SUITABLE TO WORK UNDER VOLTAGE



Side Cutter 2K

- Very slim design with dropped forged head
- For cutting hard and soft wire
- Blades induction hardened
- High cutting performance
- Two component impact resistant insulated handles

Description	Order No.	Length	Weight
Diagonal cutting pliers 2K	1102 160	160 mm	208 g



✓ SUITABLE TO WORK UNDER VOLTAGE



Cable Cutter D17

APPLICATION RANGE	max. 50 mm ²
SUGGESTED APPLICATION	Copper and Aluminium

- High cutting capacity for the smallest dimension
- With adjustable screw joint
- Special tool steel with chrome finish
- Handles of impact resistant plastic in 2-component-design
- Jaw opening: 17 mm

Description	Order No.	Length	Weight
Cable cutter D17	1602 160	160 mm	218 g



✓ SUITABLE TO WORK UNDER VOLTAGE

MECHANIC CUTTERS




✓ SUITABLE TO WORK UNDER VOLTAGE

Cable Cutter D22

APPLICATION RANGE	ø 25 mm / 80 mm ²
SUGGESTED APPLICATION	Copper and Aluminium

- Two - stages cutting for up to 25 mm diameters conductors
- High cutting capacity on second stage
- Easy and clean cut with single hand use
- With adjustable screwing joint
- Special steel with chrome finish
- Handles of shock-proof plastic in 2-component-design

Description	Order No.	Length	Weight
Cable cutter D22	1602 200	200 mm	345 g



✓ SUITABLE TO WORK UNDER VOLTAGE

Insulated Ratchet Cable Cutter D32/D54

Order no. 160...	...5 032	... 054
APPLICATION RANGE	ø 32 mm/260 mm ²	ø 54 mm/480 mm ²
SUGGESTED APPLICATION	Copper and Aluminium	

- High leverage ratchet mechanism for single handed cutting of Copper and Aluminium cables leaving no burrs or sharp edges
- Patented Two-step ratchet mechanism requires fewer strokes per cut
- Quick release opens blades easily in every cutting position (allows removal of the cable even before complete cut, if necessary)
- Hardened steel cutting blades for lasting strength and sharpness
- 1000 V Plastic covered handles with hand guards for comfort and firm grip
- Locking lever keeps handles closed for easy transport fits in a tool box or bag

Description	Order No.	Length	Weight
Ratchet cutter D32	1605 032	265 mm	650 g
Ratchet cutter D54 short	1607 054	285 mm	800 g
Ratchet cutter D54 long	1605 054	320 mm	900 g
Ratchet cutter D54 long (non ins.)	1606 054	320 mm	900 g



Attention: not suitable for work under voltage

Ratchet Cable Cutter D54 (heavy duty version)

APPLICATION RANGE	ø 54 mm / 480 mm ²
SUGGESTED APPLICATION	Copper and Aluminium

- Same characteristics as 1605 054 above except 1000 V insulation
- With support brackets for optimal power transmission

Description	Order No.	Length	Weight
Ratchet cutter D54 long	MSR54	310 mm	900 g

Attention: not suitable for work under voltage



Insulated Ratchet Cable Cutter




1000V
EN/IEC60900:2004

✓ SUITABLE TO WORK UNDER VOLTAGE

Order no. 2515...	... 22	... 25
APPLICATION RANGE	ø 62 mm/840 mm ²	ø 80 mm/1000 mm ²
SUGGESTED APPLICATION	Copper and Aluminium	

- Powerful two hands operation cutter
- Double ratchet with powerful cam gearing
- For cutting multi stranded and fine wire cables of copper / aluminium
- Can also cut thin steel strip cable armouring, or thin Steel Wire Armour on the outside of the cable (not suitable for hardened steel wire armoured cable)
- Handle with multi - coat dipped insulation

Description	Order No.	Length	Weight
Ratchet Cutter ø 62 mm	2515 22	420 mm	2200 g
Ratchet Cutter ø 80 mm	2515 25	550 mm	3150 g



D'E C 1000V
EN/IEC60900:2004

✓ SUITABLE TO WORK UNDER VOLTAGE

Ratchet Cutter ACSR (Al/Steel) D32

APPLICATION RANGE	ø 32 mm / 240 mm ²
SUGGESTED APPLICATION	ACSR (Al/Steel)

- Replaceable cutting inserts
- High cutting capacity
- Low effort and small handle opening enable one-hand operation
- Progressive feed mechanism for cutting

Description	Order No.	Length	Weight
Ratchet Cutter ACSR 32	1608 032	346 mm	1400 g



Order No. 1623 032



D'E C 1000V
EN/IEC60900:2004

✓ SUITABLE TO WORK UNDER VOLTAGE

Ratchet Cutter D32

APPLICATION RANGE	ø 32 mm / 240 mm ²
SUGGESTED APPLICATION	Copper and Aluminium

- Comfortable one hand tool
- No jamming of the blade
- Cutting can be interrupted at any point in the cut
- Professional multi-layer dipped insulation
- Blades can be opened by acting on spring loaded lever

Description	Order No.	Length	Weight
Ratchet Cutter	1621 032	315 mm	1200 g
Ratchet Cutter isol.	1623 032	315 mm	1300 g

Cable Cutter with Telescopic Handles



APPLICATION RANGE	185 mm ²
JAW OPENING	28 mm
SUGGESTED APPLICATION	Copper and Aluminium

- For smooth cutting of copper and aluminium conductors
- Replaceable cutting head
- The razor- sharp cutters guarantee a smooth and effortless cut
- For copper and aluminium cables only
- Handle with multi-coated insulation

Description	Order No.	Length	Weight
Cable Cutter	2532 60	350 - 500 mm	2000 g
↳ Spare Blades	2537 60	-	300 g

Attention: not suitable for work under voltage

Cable Cutter



Order no. 2773...	... 46	... 61	... 80
JAW OPENING	30 mm	35 mm	60 mm
APPLICATION RANGE	120 mm ²	180 mm ²	500 mm ²
SUGGESTED APPLICATION	Copper and Aluminium		

- Cutting head made of oil-hardened steel
- The razor-sharp blades guarantee a smooth and effortless cut
- Light metal handles
- Professional multi-coated insulation

Description	Order No.	Length	Weight
Cable Cutter	2773 46	460 mm	1430 g
↳ Spare Blades	2779 46		640 g
Cable Cutter	2773 61	600 mm	2070 g
↳ Spare Blades	2779 61		660 g
Cable Cutter	2773 80	800 mm	3800 g
↳ Spare Blades	2779 80		1140 g

1000V
ENIEC60900:2004

✓ SUITABLE TO WORK UNDER VOLTAGE

Wire Rope Cutter



✓ SUITABLE TO WORK UNDER VOLTAGE

Order no. 277...	...4 46	...3 60
JAW OPENING	10 mm	20 mm
APPLICATION RANGE - Steel (rope)	95 mm ²	150 mm ²
APPLICATION RANGE - Steel (rope)	ø 10 mm	ø 12 mm
APPLICATION RANGE - Steel (round)	ø 7 mm	ø 9 mm
SUGGESTED APPLICATION	Copper, Aluminium and Steel	

- Replaceable cutting head
- Cutting head made of special alloyed steel
- Square cut blades for the hardest steel wires
- Handles made of light metal
- Professional multi-coated insulation

Description	Order No.	Length	Weight
Wire rope Cutter	2774 46	460 mm	1340 g
↳ Spare Blades	2778 46		475 g
Wire rope Cutter	2773 60	600 mm	2710 g
↳ Spare Blades	2778 60		910 g



✓ SUITABLE TO WORK UNDER VOLTAGE

Insulated Bolt Cutter

Order no. 2752...	... 46	... 61	... 76	... 91	... 95
APPLICATION RANGE ø	7 mm	9 mm	11 mm	13 mm	15 mm
SUGGESTED APPLICATION	High tensile steel ropes / bolts				

- Chrome vanadium blade
- Tempered steel
- Eccentric adjustment
- Professional multi-coated insulation

Description	Order No.	Length	Weight
Bolt Cutter insulated	2752 46	460 mm	1400 g
↳ Spare Blades	2750 47		1400 g
Bolt Cutter insulated	2752 61	610 mm	2500 g
↳ Spare Blades	2750 62		1600 g
Bolt Cutter insulated	2752 76	760 mm	4500 g
↳ Spare Blades	2750 77		1800 g
Bolt Cutter insulated	2752 91	910 mm	6300 g
↳ Spare Blades	2750 92		1800 g
Bolt Cutter insulated	2752 95	1060 mm	8000 g
↳ Spare Blades	2751 07		2000 g



1000V
EN/IEC60900:2004

Hacksaw

WIDTH OF BLADE	5 mm
THICKNESS OF BLADE	0,80 mm

- Made of flat steel 10 x 5 mm, galvanized
- For 148 mm saw-blades
- With insulated rotary handle for blade tension
- Insulation of soft, non-brittle plastic

Description	Order No.	Length	Weight
Hacksaw	4242 00	280 mm	230 g
↳ Spare Saw-blade	4330 10	150 mm	3 g

Attention: not suitable for work under voltage



1000V
EN/IEC60900:2004

Hacksaw

WIDTH OF BLADE	13 mm
THICKNESS OF BLADE	0,63 mm

- With insulated wing bolt for blade tension
- Insulation of soft, non-brittle plastic

Description	Order No.	Length	Weight
Hacksaw / Saw-blade 4210 00	4243 00	470 mm	660 g
↳ Blade 22/32 teeth width 13mm, thickn. 0,63 mm	4210 00	300 mm	17 g
↳ Blade 18 teeth width 13mm, thickn. 0,63 mm	4210 16	300 mm	17 g
↳ Blade double-sided 22/32 teeth width 25mm, thickn. 0,8 mm	4219 20	300 mm	40 g

Attention: not suitable for work under voltage



1000V
EN/IEC60900:2004

Cable Sheath Saw

- For steel strip armoured cable
- Adjustable stopper
- Replaceable saw-blade
- Coarse toothed saw-blade for soft materials
- Fine toothed saw-blade for sheet metal cutting, saw-blade no. 430805 - 24 teeth fine
- Insulation of tough non-brittle plastic
- On demand alternatively saw-blade 14 teeth can be supplied

Description	Order No.	Length	Weight
Cable sheat saw (24 teeth, fine)	4303 02	250 mm	140 g
↳ Saw-blade (14 teeth, coarse)	4308 01	120 mm	6 g
↳ Saw-blade (24 teeth, fine)	4308 05	120 mm	6 g



Hydraulic Cutting Tools

New Battery powered CUTTING TOOLS

The new battery operated hydraulic cutting tools are now more ergonomic, faster and more reliable than ever

Reliable

3 years warranty



Clever

Easier work, thanks to the variable approach speed for precise positioning of the cutting tool

Always keep your sight

Integrated LED for illuminating the working area in poor light conditions





















Powerful

18V 3Ah Lithium-Ion battery for even more pressings of one battery life

Ergonomic

Effortless working and ease handling thanks to equilibrate 2-component handle

HYDRAULIC CUTTING TOOLS - OVERVIEW

	Heads	Hand Operated	Battery Operated	Cutting max.	Application	
SERIES 25	 PS25	 HS25	 AS25	Ø 25 mm	<ul style="list-style-type: none"> • Steel • ACSR • Aluminium • Copper 	PAGE 18-19
SERIES 40			 STILO-S	Ø 40 mm	<ul style="list-style-type: none"> • Aluminium • Copper 	PAGE 21
SERIES 45	 PS45	 HSI45	 AS45	Ø 45 mm	<ul style="list-style-type: none"> • Steel • ACSR • Aluminium • Copper 	PAGE 22-23
SERIES 50	 PS50	 HSI50	 AS50	Ø 50 mm	<ul style="list-style-type: none"> • Aluminium • Copper • Light armoured cables 	PAGE 24-25
SERIES 65	 PS65		 AS65	Ø 65 mm	<ul style="list-style-type: none"> • Aluminium • Copper • Light armoured cables 	PAGE 26-27
SERIES 85	 PS85	 HSI85	 AS85	Ø 85 mm	<ul style="list-style-type: none"> • Aluminium • Copper • Light armoured cables 	PAGE 28-29
SERIES 95	 PS95		 AS95	Ø 95 mm	<ul style="list-style-type: none"> • Aluminium • Copper • Light armoured cables 	PAGE 30-31
SERIES 120-2	 PS120-2		 AS120-2	Ø 120 mm	<ul style="list-style-type: none"> • Aluminium • Copper • Light armoured cables 	PAGE 32-33
SERIES 120	 PS120 (SK160)			Ø 120 mm	<ul style="list-style-type: none"> • Aluminium • Copper • Heavy Armoured cables 	PAGE 34

Safety Cutting Unit

Models

SSA SERIES						PAGE 36-39
	Battery Operated	SSA85 SSA85-CPT Ø 85 mm	SSA95 SSA95-CPT Ø 95 mm	SSA120-2 SSA120-2-CPT Ø 120 mm	SSA120 SSA120S-CPT Ø 120 mm	

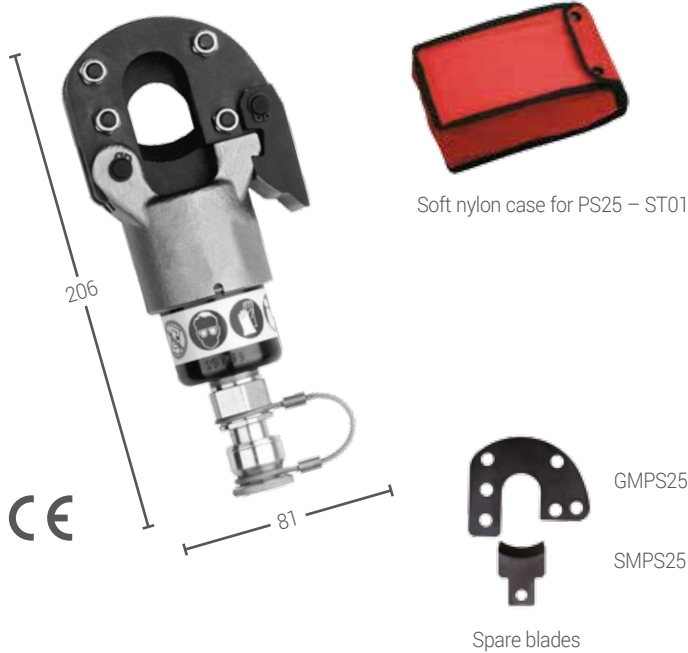
SERIES 25 - MAX. 25 MM CUTTING DIAMETER

Main characteristics PS25 - HS25 - AS25

CUTTING DIAMETER	max. \varnothing 25 mm
SUGGESTED APPLICATION	Steel, ACSR, Copper and Aluminium

CUTTING FORCE	60 kN
OPERATING PRESSURE	700 bar (70 MPa)

✓ SUITABLE TO CUT HEAVY DUTY WIRE ARMoured CABLES



PS25 – Hydraulic Cutting Head

The unit must be operated through max. 700 bar hydraulic pump (Suggested operating pressure 700 bar/70 MPa). (pages 89 - 96)

Technical Characteristics:

- Light and compact structure
- Cutting head with snap closure and blade guide
- Quick male connection with automatic lock system and dust cap

Tool dimensions: 81 x 206 x 54 mm

Tool weight: 1,9 kg

Description	Order No.	Dimensions	Weight
Set cutting tool PS25	PS25	140 x 230 x 60 mm	ca. 2,2 kg
Fixed cutting blade	GMPS25	-	ca. 200 g
Moveable cutting blade	SMPS25	-	ca. 40 g

Set Equipment:

- Hydraulic cutting head
- Soft case for cutting head



HS25 – Hand Operated Hydraulic Cutting Tool

Technical Characteristics:

- Light and compact structure
- Cutting head with snap closure and blade guide; rotates 360°
- Quick feed with double hydraulic cylinder
- Automatic pressure safety valve
- Manual return in any position

Tool dimensions: 165 x 393 x 54 mm

Tool weight: 2,9 kg

Description	Order No.	Dimensions	Weight
Set cutting tool HS25	HS25	440 x 190 x 80 mm	4,0 kg
Fixed cutting blade	GMPS25	-	200 g
Moveable cutting blade	SMPS25	-	40 g

Set Equipment:

- Test report
- Manual hydraulic cutting tool
- Plastic case

SERIES 25 - MAX. 25 MM CUTTING DIAMETER

AS25 – Battery Operated Hydraulic Cutting Tool



Technical Characteristics:

- 3 years of warranty or 20.000 work cycles
- Light and compact structure
- Cutting head with snap closure; rotates 360°
- High speed feed with double hydraulic cylinder
- Pressure release button with single handed operation (on both sides, for left and right handed operators)
- Fastening ring for shoulder strap
- Ergonomic grip for weight balance and easy and safe operation
- Plastic housing, grip and pressure release button, insulating and shock resistant
- Powerful led for working space illumination

Tool dimensions: 331 x 359 x 75 mm

Tool weight (with battery): 4,2 kg

Description	Order No.	Dimensions	Weight
Set cutting tool AS25	AS25	580 x 470 x 115 mm	7,6 kg
Fixed cutting blade	GMPS25	-	200 g
Moveable cutting blade	SMPS25	-	40 g

Accessories see page 35

Set Equipment:

- Test report
- Battery-operated hydraulic cutting tool
- Battery 18 V/3,0 Ah Li-Ion (RA11)
- Battery charger (LG8)
- Rigid plastic case
- Shoulder strap (TG2)



GMPS25

SMPS25

Spare blades

CUTTING RANGE TABLE PS25 - HS25 - AS25

Sector of use:		Tensile strength N/mm ²	<Ø 9 mm	Ø 10 mm	Ø 11 mm	Ø 12 mm	Ø 13 mm	Ø 14 mm	Ø 15 mm	Ø 16 mm	Ø 17 mm	Ø 18 mm	Ø 19 mm	Ø 20 mm	Ø 21 mm	Ø 22 mm	Ø 23 mm	Ø 24 mm	Ø 25 mm	Ø 26 mm
Copper	Rope and cable	<410																		
	Bar	<250																		
	Bar	<300																		
Aluminium	Rope and cable	<200																		
	Bar	<160																		
	Bar	<340																		
Aldrey	Cable	<340																		
Alu/Steel	Rope	<1800																		
Steel	Rope (>200 wires)	<180																		
	Bar	<420																		
	Tondo pieno	<600																		
	Rope	<2200																		

Battery operated Hydraulic Cable Cutter

All-rounder

Suitable for cutting thin and multi-core aluminium and copper cables up to 40 mm in diameter

Automatic return

At the end of the crimping cycle

Manageable

Rotating crimping head 360° for optimal compression in any position

Ergonomic

Effortless working and easy handling thanks to equilibrate 2-component handle

Intelligent

Multifunction LED to indicate the maintenance intervals (20.000 cycles)

Powerful

18V 1,5 Ah Lithium-Ion battery for even more pressings of one battery life



Main characteristics STILO-S

CUTTING DIAMETER	max. \varnothing 40 mm
SUGGESTED APPLICATION	Copper and Aluminium

CUTTING FORCE	30 kN
OPERATING PRESSURE	550 bar (55 MPa)



Set STILO-S

STILO-S – Battery Operated Hydraulic Cutting Tool DN 40 mm

The Stilo S battery powered hydraulic cable cutter is suitable for cutting thin and multi-core aluminium and copper cables up to 40 mm in diameter.

Technical Characteristics:

- Light and compact structure
- Cutting head with 360° endless rotation allows easy operation also in confined spaces
- Ergonomic 2-Component handle for fatigue-proof one handed working
- Extreme fast working through a 3 x axial piston pump
- Automatic return at the end of the cutting cycle
- Emergency manual return
- Ergonomic design provides easy operation for both left- and right-handed users
- Mini USB-port: - Output of Cutting curves and fault messages
- Maintenance controle

Tool dimensions: 440 x 124 x 81 mm

Tool weight (with battery): 2,8 kg

Descrizione	codice	dimensioni	peso
Set cutting tool STILO-S	STILO-S	450 x 500 x 140 mm	5,1 kg
Spare blades (2x blade + acc.)	SET-SMI-S	-	500 g

Accessories see page 35

Set Equipment:

- Test report
- Battery-operated hydraulic cutting tool
- Battery 18 V/1,5 Ah Li-Ion (RA12)
- Battery charger (LG8)
- USB-cable
- Software (CD)
- Rigid plastic case

CUTTING RANGE TABLE STILO-S

Sector of use:		Tensile strength N/mm ²	< \varnothing 30 mm	\varnothing 35 mm	\varnothing 40 mm	\varnothing 45 mm	\varnothing 50 mm	\varnothing 55 mm	\varnothing 60 mm	\varnothing 65 mm	\varnothing 70 mm	\varnothing 75 mm	\varnothing 80 mm	\varnothing 85 mm	\varnothing 90 mm	\varnothing 95 mm	\varnothing 100 mm	\varnothing 105 mm	\varnothing 110 mm	\varnothing 115 mm	\varnothing 120 mm	\varnothing 125 mm
Copper	Cable	<410																				
Alluminium	Cable	<210																				

SERIES 45 - MAX. 45 MM CUTTING DIAMETER

Main characteristics PS45 - HSI45 - AS45

CUTTING DIAMETER	max. \varnothing 45 mm
SUGGESTED APPLICATION	Steel, ACSR, Copper and Aluminium

CUTTING FORCE	60 kN
OPERATING PRESSURE	700 bar (70 MPa)

✓ SUITABLE TO CUT HEAVY DUTY WIRE ARMoured CABLES



PS45 – Hydraulic Cutting Head

The unit must be operated through max. 700 bar hydraulic pump (Suggested operating pressure 700 bar/70 MPa). (pages 89 - 96)

Technical Characteristics:

- Light and compact structure
- Cutting head with snap closure and blade guide
- Quick male connection with automatic lock system and dust cap

Tool dimensions 98 x 305 x 69 mm

Tool weight: 3,7 kg

Description	Order No.	Dimensions	Weight
Cutting head with case	PS45	380 x 145 x 70 mm	3,0 kg
Fixed cutting blade	GMPS45	-	120 g
Moveable cutting blade	SMPS45	-	100 g

Set Equipment:

- Hydraulic cutting head
- Soft case for cutting head



HSI45 – Hand Operated Hydraulic Cutting Tool

Technical Characteristics:

- Light and compact structure
- Cutting head with snap closure and blade guide, rotates 270°
- Quick feed with double hydraulic cylinder
- Single hand use by innerside handle
- Automatic pressure safety valve
- Manual return in any position

Tool dimensions: 184 x 601 x 69 mm

Tool weight: 5,7 kg

Description	Order No.	Dimensions	Weight
Set Cutting tool	HSI45	700 x 260 x 105 mm	7,4 kg
Fixed cutting blade	GMPS45	-	120 g
Moveable cutting blade	SMPS45	-	100 g

Set Equipment:

- Test report
- Manual hydraulic cutting tool
- Plastic case

SERIES 45 - MAX. 45 MM CUTTING DIAMETER

AS45 – Battery Operated Hydraulic Cutting Tool

Technical Characteristics:

- 3 years of warranty or 20.000 work cycles
- Light and compact structure
- Cutting head with snap closure; rotates 360°
- High speed feed with double hydraulic cylinder
- Pressure release button with single handed operation (on both sides, for left and right handed operators)
- Fastening ring for shoulder strap
- Ergonomic grip for weight balance and easy and safe operation
- Plastic housing, grip and pressure release button, insulating and shock resistant
- Powerful led for working space illumination

Tool dimensions: 331 x 434 x 75 mm

Tool weight (with battery): 5,4 kg



Set AS45



GMPS45

SMPS45

Spare blades

Description	Order No.	Dimensions	Weight
Set cutting tool AS45	AS45	580 x 470 x 115 mm	8,8 kg
Fixed cutting blade	GMPS45	-	120 g
Moveable cutting blade	SMPS45	-	100 g

Accessories see page 35

Set Equipment:

- Test report
- Battery-operated hydraulic cutting tool
- Battery 18 V/3,0 Ah Li-Ion (RA11)
- Battery charger (LG8)
- Rigid plastic case
- Shoulder strap (TG2)

CUTTING RANGE TABLE PS45 - HSI45 - AS45

Sector of use:		Tensile strength N/mm ²	\varnothing 28 mm	\varnothing 29 mm	\varnothing 30 mm	\varnothing 31 mm	\varnothing 32 mm	\varnothing 33 mm	\varnothing 34 mm	\varnothing 35 mm	\varnothing 36 mm	\varnothing 37 mm	\varnothing 38 mm	\varnothing 39 mm	\varnothing 40 mm	\varnothing 41 mm	\varnothing 42 mm	\varnothing 43 mm	\varnothing 44 mm	\varnothing 45 mm	\varnothing 46 mm	
Copper	Rope and cable	<410																				
Aluminium	Rope and cable	<200																				
	Bar	<340																				
Alu/Steel	Rope	<1800																				

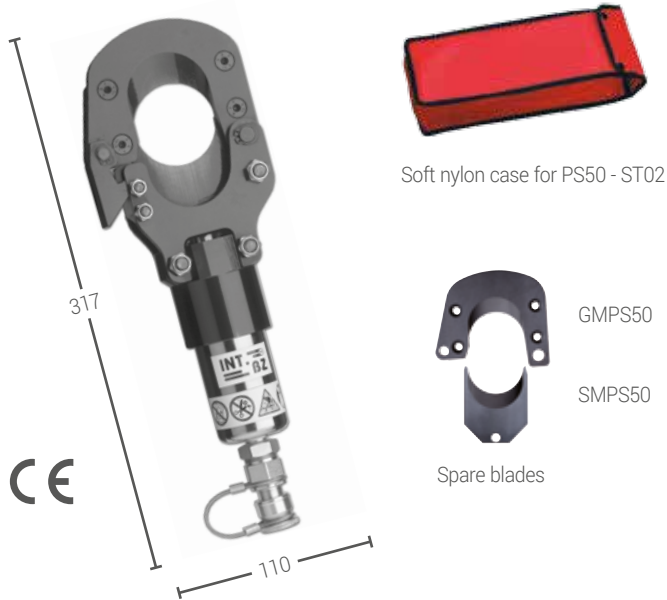
Sector of use:		Tensile strength N/mm ²	\varnothing 9 mm	\varnothing 11 mm	\varnothing 12 mm	\varnothing 13 mm	\varnothing 14 mm	\varnothing 15 mm	\varnothing 16 mm	\varnothing 17 mm	\varnothing 18 mm	\varnothing 19 mm	\varnothing 20 mm	\varnothing 21 mm	\varnothing 22 mm	\varnothing 23 mm	\varnothing 24 mm	\varnothing 25 mm	\varnothing 26 mm	\varnothing 27 mm	\varnothing 28 mm	
Copper	Bar	<250																				
	Bar	<300																				
Aluminium	Bar	<160																				
Aldrey	Cable	<340																				
Steel	Rope (>200 wires)	<180																				
	Bar	<420																				
	Bar	<600																				
	Rope	<2200																				

SERIES 50 - MAX. 50 MM CUTTING DIAMETER

Main characteristics PS50 - HSI50 - AS50

CUTTING DIAMETER	max. \varnothing 50 mm
SUGGESTED APPLICATION	Copper and Aluminium

CUTTING FORCE	60 kN
OPERATING PRESSURE	700 bar (70 MPa)



PS50 – Hydraulic Cutting Head

The unit must be operated through max. 700 bar hydraulic pump (Suggested operating pressure 700 bar/70 MPa). (pages 89 - 96)

Technical Characteristics:

- Light and compact structure
- Cutting head with snap closure and blade guide
- Quick male connection with automatic lock system and dust cap

Tool dimensions 110 x 317 x 55 mm
Tool weight: 2,9 kg

Description	Order No.	Dimensions	Weight
Cutting head with case	PS50	380 x 140 x 70 mm	3,0 kg
Fixed cutting blade	GMPS50	-	320 g
Moveable cutting blade	SMPS50	-	150 g

Set Equipment:

- Hydraulic cutting head
- Soft case for cutting head

HSI50 – Hand Operated Hydraulic Cutting Tool

Technical Characteristics:

- Light and compact structure
- Cutting head with snap closure and blade guide, rotates 270°
- Quick feed with double hydraulic cylinder
- Single hand use by innerside handle
- Automatic pressure safety valve
- Manual return in any position

Tool dimensions: 195 x 612 x 58 mm
Tool weight: 5,1 kg

Description	Order No.	Dimensions	Weight
Set Cutting tool	HSI50	700 x 260 x 105 mm	6,8 kg
Fixed cutting blade	GMPS50	-	320 g
Moveable cutting blade	SMPS50	-	150 g

Set Equipment:

- Test report
- Manual hydraulic cutting tool
- Plastic case



SERIES 50 - MAX. 50 MM CUTTING DIAMETER



AS50 – Battery Operated Hydraulic Cutting Tool

Technical Characteristics:

- 3 years of warranty or 20.000 work cycles
- Light and compact structure
- Cutting head with snap closure; rotates 360°
- High speed feed with double hydraulic cylinder
- Pressure release button with single handed operation (on both sides, for left and right handed operators)
- Fastening ring for shoulder strap
- Ergonomic grip for weight balance and easy and safe operation
- Plastic housing, grip and pressure release button, insulating and shock resistant
- Powerful led for working space illumination

Tool dimensions:..... 331 x 445 x 75 mm

Tool weight (with battery): 5,4 kg

Description	Order No.	Dimensions	Weight
Set Cutting tool AS50	AS50	580 x 470 x 115 mm	8,8 kg
Fixed cutting blade	GMPS50	-	320 g
Moveable cutting blade	SMPS50	-	150 g

Accessories see page 35

Set Equipment:

- Test report
- Battery-operated hydraulic cutting tool
- Battery 18 V/3,0 Ah Li-Ion (RA11)
- Battery charger (LG8)
- Rigid plastic case
- Shoulder strap (TG2)



GMPS50

SMPS50

Spare blades



Set AS50

CUTTING RANGE TABLE PS50 - HSI50 - AS50

Sector of use:		Tensile strength N/mm ²	\varnothing 30 mm	\varnothing 35 mm	\varnothing 40 mm	\varnothing 45 mm	\varnothing 50 mm	\varnothing 55 mm	\varnothing 60 mm	\varnothing 65 mm	\varnothing 70 mm	\varnothing 75 mm	\varnothing 80 mm	\varnothing 85 mm	\varnothing 90 mm	\varnothing 95 mm	\varnothing 100 mm	\varnothing 105 mm	\varnothing 110 mm	\varnothing 115 mm	\varnothing 120 mm	\varnothing 125 mm
			Copper	Cable	<410																	
Aluminium	Cable	<210																				

SERIES 65 - MAX. 65 MM CUTTING DIAMETER

Main characteristics PS65 - AS65

CUTTING DIAMETER	max. \varnothing 65 mm
SUGGESTED APPLICATION	Copper and Aluminium

CUTTING FORCE	44 kN
OPERATING PRESSURE	700 bar (70 MPa)

PS65 – Hydraulic Cutting Head

The unit must be operated through max. 700 bar hydraulic pump (Suggested operating pressure 700 bar/70 MPa). (pages 89 - 96)

Technical Characteristics:

- Light and compact structure
- Open cutting head with guide blade
- Easy handling through open cutting head
- Quick male connection with automatic lock system and dust cap

Tool dimensions 146 x 372 x 88 mm

Tool weight: 4,7 kg

Description	Order No.	Dimensions	Weight
Cutting head with case	PS65	400 x 330 x 140 mm	6,3 kg
Moveable cutting blade	SMI65	-	450 g
Knife guiding plate	MFI65	-	70 g

Set Equipment:

- Hydraulic cutting head
- Plastic case



SMI65



Spare blade and blade guide

MFI65



Set PS65

SERIES 65 - MAX. 65 MM CUTTING DIAMETER

AS65– Battery Operated Hydraulic Cutting Tool



Technical Characteristics:

- 3 years of warranty or 20.000 work cycles
- Light and compact structure
- Cutting head with snap closure; rotates 360°
- High speed feed with double hydraulic cylinder
- Pressure release button with single handed operation (on both sides, for left and right handed operators)
- Fastening ring for shoulder strap
- Ergonomic grip for weight balance and easy and safe operation
- Plastic housing, grip and pressure release button, insulating and shock resistant
- Powerful led for working space illumination

Tool dimensions: 331 x 502 x 88 mm

Tool weight (with battery): 7,6 kg



Description	Order No.	Dimensions	Weight
Set cutting tool AS65	AS65	580 x 470 x 115 mm	11 kg
Moveable cutting blade	SMI65	-	450 g
Knife guiding plate	MFI65	-	70 g


Accessories see page 35

Set Equipment:

- Test report
- Battery-operated hydraulic cutting tool
- Battery 18 V/3,0 Ah Li-Ion (RA11)
- Battery charger (LG8)
- Rigid plastic case
- Shoulder strap (TG2)



Set AS65



SMI65

Spare blade and blade guide

MFI65

CUTTING RANGE TABLE PS65 - AS65

Sector of use:		Tensile strength N/mm ²	\varnothing 30 mm	\varnothing 35 mm	\varnothing 40 mm	\varnothing 45 mm	\varnothing 50 mm	\varnothing 55 mm	\varnothing 60 mm	\varnothing 65 mm	\varnothing 70 mm	\varnothing 75 mm	\varnothing 80 mm	\varnothing 85 mm	\varnothing 90 mm	\varnothing 95 mm	\varnothing 100 mm	\varnothing 105 mm	\varnothing 110 mm	\varnothing 115 mm	\varnothing 120 mm	\varnothing 125 mm
			Copper	Cable	<410																	
Aluminium	Cable	<210																				

SERIES 85 - MAX. 85 MM CUTTING DIAMETER

Main characteristics PS85 - HSI85 - AS85

CUTTING DIAMETER	max. \varnothing 85 mm
SUGGESTED APPLICATION	Copper and Aluminium

CUTTING FORCE	70 kN
OPERATING PRESSURE	700 bar (70 MPa)



PS85 – Hydraulic Cutting Head

The unit must be operated through max. 700 bar hydraulic pump (Suggested operating pressure 700 bar/70 MPa). (pages 89 - 96)

Technical Characteristics:

- Light and compact structure
- Cutting head with snap closure and blade guide
- Quick male connection with automatic lock system and dust cap

Tool dimensions: 135 x 391 x 70 mm
 Tool weight: 4,5 kg

Description	Order No.	Dimensions	Weight
Cutting head with case	PS85	465 x 370 x 110 mm	5,8 kg
Fixed cutting blade	GM85	-	150 g
Moveable cutting blade	SM85	-	250 g

Set Equipment:

- Hydraulic cutting head
- Plastic case



HSI85 – Hand Operated Hydraulic Cutting Tool

Technical Characteristics:

- Light and compact structure
- Cutting head with snap closure and blade guide, rotates 270°
- Quick feed with double hydraulic cylinder
- Single hand use by innerside handle
- Automatic pressure safety valve
- Manual return in any position

Tool dimensions: 203 x 697 x 64 mm
 Tool weight: 7,3 kg

Description	Order No.	Dimensions	Weight
Set cutting tool	HSI85	700 x 230 x 75mm	13,1 kg
Fixed cutting blade	GMPS85	-	600 g
Moveable cutting blade	SMPS85	-	400 g

Set Equipment:

- Test report
- Manual hydraulic cutting tool
- Steel case

SERIES 85 - MAX. 85 MM CUTTING DIAMETER



AS85– Battery Operated Hydraulic Cutting Tool

Technical Characteristics:

- 3 years of warranty or 20.000 work cycles
- Light and compact structure
- Cutting head with snap closure; rotates 360°
- High speed feed with double hydraulic cylinder
- Pressure release button with single handed operation (on both sides, for left and right handed operators)
- Fastening ring for shoulder strap
- Ergonomic grip for weight balance and easy and safe operation
- Plastic housing, grip and pressure release button, insulating and shock resistant
- Powerful led for working space illumination

Tool dimensions: 331 x 522 x 75 mm

Tool weight (with battery): 7,2 kg



Description	Order No.	Dimensions	Weight
Set cutting tool AS85	AS85	580 x 470 x 115 mm	10,7 kg
Fixed cutting blade	GM85	-	150 g
Moveable cutting blade	SM85	-	250 g


Accessories see page 35

Set Equipment:

- Test report
- Battery-operated hydraulic cutting tool
- Battery 18 V/3,0 Ah Li-Ion (RA11)
- Battery charger (LG8)
- Rigid plastic case
- Shoulder strap (TG2)



Set AS85



Spare blades

CUTTING RANGE TABLE PS85 - HSI85 - AS85

Sector of use:		Tensile strength N/mm ²	<Ø 30 mm	Ø 35 mm	Ø 40 mm	Ø 45 mm	Ø 50 mm	Ø 55 mm	Ø 60 mm	Ø 65 mm	Ø 70 mm	Ø 75 mm	Ø 80 mm	Ø 85 mm	Ø 90 mm	Ø 95 mm	Ø 100 mm	Ø 105 mm	Ø 110 mm	Ø 115 mm	Ø 120 mm	Ø 125 mm	
Copper	Cable	<410																					
Aluminium	Cable	<210																					

SERIES 95 - MAX. 95 MM CUTTING DIAMETER

Main characteristics PS95 - AS95

CUTTING DIAMETER	max. \varnothing 95 mm
SUGGESTED APPLICATION	Copper and Aluminium

CUTTING FORCE	65 kN
OPERATING PRESSURE	700 bar (70 MPa)



PS95 – Hydraulic Cutting Head

The unit must be operated through max. 700 bar hydraulic pump (Suggested operating pressure 700 bar/70 MPa). (pages 89 - 96)

Technical Characteristics:

- Light and compact structure
- Open cutting head with guide blade
- Easy handling by open cutting head
- Quick male connection with automatic lock system and dust cap

Tool dimensions: 200 x 472 x 88 mm
Tool weight: 7,5 kg

Description	Order No.	Dimensions	Weight
Cutting head with case	PS95	610 x 400 x 140 mm	10,1 kg
Moveable cutting blade	SMI95	-	900 g
Knife guiding plate	MFI95	-	80 g

Set Equipment:

- Hydraulic cutting head
- Plastic case

SMI95



Spare blade and blade guide

MFI95



Set PS95

SERIES 95 - MAX. 95 MM CUTTING DIAMETER

AS95 – Battery Operated Hydraulic Cutting Tool



Technical Characteristics:

- 3 years of warranty or 20.000 work cycles
- Light and compact structure
- Cutting head with snap closure; rotates 360°
- High speed feed with double hydraulic cylinder
- Pressure release button with single handed operation (on both sides, for left and right handed operators)
- Fastening ring for shoulder strap
- Ergonomic grip for weight balance and easy and safe operation
- Plastic housing, grip and pressure release button, insulating and shock resistant
- Powerful led for working space illumination

Tool dimensions: 344 x 603 x 91 mm
 Tool weight (with battery): 9,8 kg



Description	Order No.	Dimensions	Weight
Set Cutting tool AS95	AS95	725 x 480 x 170 mm	13,9 kg
Moveable cutting blade	SMI95	-	900 g
Knife guiding plate	MF195	-	80 g

Accessories see page 35

Set Equipment:

- Test report
- Battery-operated hydraulic cutting tool
- Battery 18 V/3,0 Ah Li-Ion (RA11)
- Battery charger (LG8)
- Rigid plastic case
- Shoulder strap (TG2)



Set AS95

SMI95



Spare blade and blade guide

MF195

CUTTING RANGE TABLE PS95 - AS95

Sector of use:		Tensile strength N/mm ²	<Ø 30 mm	Ø 35 mm	Ø 40 mm	Ø 45 mm	Ø 50 mm	Ø 55 mm	Ø 60 mm	Ø 65 mm	Ø 70 mm	Ø 75 mm	Ø 80 mm	Ø 85 mm	Ø 90 mm	Ø 95 mm	Ø 100 mm	Ø 105 mm	Ø 110 mm	Ø 115 mm	Ø 120 mm	Ø 125 mm
Copper	Cable	<410																				
Aluminium	Cable	<210																				

SERIES 120-2 - MAX. 120 MM CUTTING DIAMETER

Main characteristics PS120-2 - AS120-2

CUTTING DIAMETER	max. \varnothing 120 mm
SUGGESTED APPLICATION	Copper and Aluminium

CUTTING FORCE	60 kN
OPERATING PRESSURE	700 bar (70 MPa)

PS120-2 – Hydraulic Cutting Head

The unit must be operated through max. 700 bar hydraulic pump (Suggested operating pressure 700 bar/70 MPa). (pages 89 - 96)

Technical Characteristics:

- Light and compact structure
- Open cutting head with guide blade
- Easy handling by open cutting head
- Quick male connection with automatic lock system and dust cap

Tool dimensions: 239 x 508 x 88 mm

Tool weight: 8,2 kg

Description	Order No.	Dimensions	Weight
Cutting head with case	PS120-2	610 x 400 x 140 mm	10,7 kg
Moveable cutting blade	SMI120-2	-	1300 g
Knife guiding plate	MF1120-2	-	140 g

Set Equipment:

- Hydraulic cutting head
- Plastic case



SMI120-2



Spare blade and blade guide

MF1120-2



Set PS120-2

SERIES 120-2 - MAX. 120 MM CUTTING DIAMETER



AS120-2 – Battery Operated Hydraulic Cutting Tool

Technical Characteristics:

- 3 years of warranty or 20.000 work cycles
- Light and compact structure
- Cutting head with snap closure; rotates 360°
- High speed feed with double hydraulic cylinder
- Pressure release button with single handed operation (on both sides, for left and right handed operators)
- Fastening ring for shoulder strap
- Ergonomic grip for weight balance and easy and safe operation
- Plastic housing, grip and pressure release button, insulating and shock resistant
- Powerful led for working space illumination

Tool dimensions: 359 x 639 x 91 mm

Tool weight (with battery): 10,5 kg



Description	Order No.	Dimensions	Weight
Set cutting tool AS120-2	AS120-2	725 x 480 x 170mm	14,6 kg
Moveable cutting blade	SMI120-2	-	1300 g
Knife guiding plate	MFI120-2	-	140 g

Accessories see page 35

Set Equipment:

- Test report
- Battery-operated hydraulic cutting tool
- Battery 18 V/3,0 Ah Li-Ion (RA11)
- Battery charger (LG8)
- Rigid plastic case
- Shoulder strap (TG2)



Set AS120-2

SMI120-2



Spare blade and blade guide

MFI120-2

CUTTING RANGE TABLE PS120-2 - AS120-2


Sector of use:		Tensile strength N/mm ²	<Ø 30 mm	Ø 35 mm	Ø 40 mm	Ø 45 mm	Ø 50 mm	Ø 55 mm	Ø 60 mm	Ø 65 mm	Ø 70 mm	Ø 75 mm	Ø 80 mm	Ø 85 mm	Ø 90 mm	Ø 95 mm	Ø 100 mm	Ø 105 mm	Ø 110 mm	Ø 115 mm	Ø 120 mm	Ø 125 mm	
Copper	Cable	<410																					
Aluminium	Cable	<210																					

SERIES 120 - MAX. 120 MM CUTTING DIAMETER

CUTTING DIAMETER	max. \varnothing 120 mm
SUGGESTED APPLICATION	Copper, Aluminium, Armoured Cables

CUTTING FORCE	100 kN (PS120) / 137 kN (PS120-SK160)
OPERATING PRESSURE	700 bar (70 MPa)

✓ SUITABLE TO CUT HEAVY DUTY STEEL WIRE ARMoured CABLES



PS120 – Hydraulic Cutting Head

The unit must be operated through max. 700 bar hydraulic pump (Suggested operating pressure 700 bar/70 MPa). (pages 89 - 96)

Technical Characteristics:

- Light and compact structure
- Blades made of high strength treated steel
- Quick male connection with automatic lock system and non detachable dust cap
- Head can be opened for easy cable insertion

Tool dimensions: 174 x 491 x 89 mm
Tool weight: 9,6 kg

Description	Order No.	Dimensions	Weight
Cutting head with case	PS120	610 x 400 x 140 mm	14,8 kg
Fixed cutting blade	GMPS120	-	1240 g
Moveable cutting blade	SMPS120	-	940 g

Set Equipment:

- Hydraulic cutting head
- Metal case



PS120-SK160 – Hydraulic Cutting Head (for wire armoured aluminium and copper cables)

The unit is suggested to 700 bar hydraulic pump (max operating pressure 850 bar/85 MPa). (pages 77 - 84)

Technical Characteristics:

- Light and compact structure
- The blades are made of high strength treated tool steel
- Head can be opened for easy cutting.
- Cutting force 135 kN (700 bar) resp. 160 kN (850 bar)

Tool dimensions: 174 x 491 x 89 mm
Tool weight: 11 kg

Description	Order No.	Dimensions	Weight
Cutting head with case	PS120-SK160	600 x 220 x 90 mm	16 kg
Fixed cutting blade	GMPS120-S	-	2,55 kg
Moveable cutting blade	SMPS120	-	940 g

Set Equipment:

- Hydraulic cutting head
- Metal case

CUTTING RANGE TABLE PS120 - SK160

Sector of use:		Tensile strength N/mm ²	< \varnothing 30 mm	\varnothing 35 mm	\varnothing 40 mm	\varnothing 45 mm	\varnothing 50 mm	\varnothing 55 mm	\varnothing 60 mm	\varnothing 65 mm	\varnothing 70 mm	\varnothing 75 mm	\varnothing 80 mm	\varnothing 85 mm	\varnothing 90 mm	\varnothing 95 mm	\varnothing 100 mm	\varnothing 105 mm	\varnothing 110 mm	\varnothing 115 mm	\varnothing 120 mm	\varnothing 125 mm
Copper	Cable	<410																				
Aluminium	Cable	<210																				
Armoured	Cable	<200																				



Strap

Description	Order No.	Weight
Shoulder-Strap (for hydraulic battery operated tools)	TG2	90 g



NG2

NG3

Adapter

Description	Order No.	Weight
Adapter 14,4V for mains operation 230V AC/ 115V A	NG2	800 g
Adapter 18V for mains operation 230V AC/ 115V A	NG3	800 g



RA6

RA7

RA9

RA10

RA11

RA12

Storage Batteries

Description	Order No.	Weight
Storage Battery 12 V / 2.6 Ah Ni-MH	RA4	700 g
Storage Battery 12 V / 3.0 Ah Ni-MH	RA5	700 g
Storage Battery 14,4 V / 2.6 Ah Ni-MH	RA6	850 g
Storage Battery 14,4 V / 3.0 Ah Ni-MH	RA7	850 g
Storage Battery 14,4 V / 2.6 Ah Li-Ion	RA9	560 g
Storage Battery 14,4 V / 3.0 Ah Li-Ion	RA10	560 g
Storage Battery 18 V / 3.0 Ah Li-Ion	RA11	680 g
Storage Battery 18 V / 1.5 Ah Li-Ion	RA12	680 g



LG7

LG8

LGZ2

Battery Charger

Description	Order No.	Weight
Fast Battery Charger	LG7	540 g
Battery Charger	LG8	700 g
Vehicle battery charger (12 V source) - up to 14,4V	LGZ2	580 g
Vehicle battery charger (12 V source) - 18V	LGZ3	500 g

Battery charger	Tension						Battery							
	4,8 V	7,2 V	9,6 V	12,0 V	14,4 V	18 V	RA 4	RA 5	RA 6	RA 7	RA 9	RA 10	RA 11	RA 12
LG7	-	•	•	•	•		✓	✓	✓	✓	✓	✓		
LG8						•							✓	✓
LGZ2	•	•	•	•	•		✓	✓	✓	✓	✓	✓		
LGZ3						•							✓	✓

SAFETY CUTTING UNIT

Electric Arc in a Test Shortcircuit

Photo:

The photographs below show the development of an electric arc during an experimental short circuit, and show clearly the danger that may threaten operators in the case of work done under tension. Personal injury can be avoided only by using insulated cable cutters.



Photo 1: 200 ms



Photo 2: 800 ms



Photo 3: 1.200 ms



Photo 4: 1.600 ms

Insulated Cable Shears

Description of the insulated cable shears:

The insulated cable cutter is a device for safe cable cutting when the cable may be live and the absence of tension cannot be checked with complete safety. Such a check is particularly difficult in metallic screened cables. Therefore, before proceeding with any cutting operations, it is essential to take adequate measures to guarantee the operator's safety. One such measure is the use of an insulated cable cutter. This device – conforming to DIN EN 50340 (VDE 0682 part 661) – is made up essentially of a hydraulic pump and a cutting head to which a high pressure non-metallic hose of length 10.5 m is connected by a steady fitting.

Field of application:

According to § 6.2 of the safety regulations "Electric Systems and Materials" (BGV A 2, ex VGB 4) and § 6.2 of EN 50 110 standard (VDE 0105 part 100), before carrying out any work on grounding systems for voltages up to 60kV the absence of tension must be guaranteed for the entire duration of the operations. As it is not always possible to make sure there is no tension at the point where we must operate, especially for ground cables, it is essential to avoid the problem by cutting the cable with a special insulated cable cutter and at the same time carrying out a check at the point of interruption, e.g. by checking at the main switchboard.

Equipotential connection – Grounding:

For insulated cable cutters the DIN EN 50340 standard requires grounding the cutter head and establishing an equipotential connection between the pump and the ground. These regulations must however be implemented while respecting directives currently applicable in single countries. According to the "BGI 845-ZH1 / 437" directives, for instance, in Germany the cutting head cannot be individually grounded because the networks themselves are already grounded. There must be however an equipotential connection between the pump and the ground.



Battery operated Safety cutting unit with remote control

Highest safety level and easy handling even in rough working conditions.
Guaranteed safe Cutting of copper and aluminium cables up to a max. diameter of 120mm
and 60kV nominal voltage (Single core cables up to 110kV/60Hz)

Light and Robust

Through the inset of resistant materials

Compact

Fibreglass plastic case -
4,5 kg - 290 x 190 x 205 mm



Remote control

For a ordinary handling

Powerful

Increased batterypower through a
18V-Lithium-Ionen battery 3Ah



Tested for safety

⚠️ 60.000V

SAFETY CUTTING UNIT



60.000V

SSA – Safety Cutting Unit with hydraulic pump and accumulator

Ideal for safe cutting of copper and aluminium cables up to the maximum allowable diameter for the head being used (see table below)

Technical Characteristics:

- Very light, compact and robust structure of the pump and cutting heads, through the inset from fibreglass plastic and corrosion resistant materials
 - Double piston technology for rapid high pressure feed
 - Remote control
 - Multifunction LED to maintenance and battery state control
 - Rotary quick coupling with dust cap
 - Protection IP43
- Operating pressure: 625 bar (62.5 MPa)
 - Low pressure (< 100 bar) Pump capacity: 1,5 l / min
 - High pressure (up to 700 bar) Pump capacity: 0,1 l / min
 - Tank capacity: 1200 ml
 - Operating Temperature: -20°C fino a +40°C

	SSA85-CPT	SSA95-CPT	SSA120S-CPT	SSA120-2-CPT
Cutting range	Ø 85 mm	Ø 95 mm	Ø 120 mm	Ø 120 mm
Cutting force	63 kN	58 kN	90 kN	54 kN
Working pressure	625 bar	625 bar	625 bar	625 bar
Headtype	close	open with blade guide	close	open with blade guide
Accumulator voltage	18 V	18 V	18 V	18 V
Tool Weight	12,2 kg	14,8 kg	17,2 kg	15,6 kg
Dimensions pump	354 x 187 x 204 mm	354 x 187 x 204 mm	354 x 187 x 204 mm	354 x 187 x 204 mm
Dimensions head	345 x 135 x 65 mm	426 x 200 x 88 mm	491 x 190 x 80 mm	461 x 239 x 88 mm
Set with case	800 x 450 x 360 mm / 22 kg	800 x 450 x 360 mm / 24,6 kg	800 x 450 x 360 mm / 27 kg	800 x 450 x 360 mm / 25,4 kg



Set Equipment

- Pump CP625-SSA
- Equipotential earthing rod with connection cable
- Hydraulic cutting head with flexible high pressure hose length 10,5m
- Remote control with 1,5 m cable
- Transporting bag for CP625SSA
- Battery 18 V/3,0 Ah Li-Ion (RA11)
- Battery charger (LG8)
- Shoulder strap (TG3)
- USB-cable
- Plastic case with integral handle and wheels for easy transport of the entire equipment

GROUNDING DEVICE:
to be ordered separately



Description	Order No.	Dimensions	Weight
Set: Grounding SSA120S-CPT	SSA-ERD1	length 1100 mm	4,6 kg
Set: Grounding SSA85-CPT	SSA-ERD3	length 1100 mm	6 kg
Set: Grounding SSA95-CPT, SSA120-2-CPT	SSA-ERD4	length 1100 mm	5,8 kg



60.000V

SSA95

SSA – Safety Cutting Unit

Ideal for safe cutting of copper and aluminium cables up to the maximum allowable diameter for the head being used (see table below)

Technical Characteristics:

- Light and compact structure
- Reduced weight due to the use of light alloys and corrosion resistant materials
- Easy use and high stability due to the ergonomic pedal and the non-slip base
- Fast feeds by means of a double hydraulic cylinder
- Pressure control by pressure gauge
- Manual return in any position
- Rotary quick coupling with dust cap

- Operating pressure: 625bar (62.5MPa)
- Low pressure Pump capacity: 18,3 cm³ / Hub
- High pressure Pump capacity: 2cm³ / Hub
- Tank capacity: 1200ml
- Operating Temperature: -20°C bis +40°C

	SSA85	SSA95	SSA120	SSA120-2
Cutting range	Ø 85 mm	Ø 95 mm	Ø 120 mm	Ø 120 mm
Cutting force	63 kN	58 kN	90 kN	54 kN
Working pressure	625 bar	625 bar	625 bar	625 bar
Headtype	close	open with blade guide	close	open with blade guide
Tool Weight	15,4 kg	17,4 kg	20,4 kg	18,7 kg
Dimensions pump	570 x 230 x 209 mm	570 x 230 x 209 mm	570 x 230 x 209 mm	570 x 230 x 209 mm
Dimensions head	345 x 135 x 65 mm	426 x 200 x 88 mm	491 x 190 x 80 mm	461 x 239 x 88 mm
Set with case	800 x 450 x 360 / 24 kg	800 x 450 x 360 / 26 kg	800 x 450 x 360 / 29,4 kg	800 x 450 x 360 / 27 kg



Set SSA

Set Equipment

- Foot operated pump - FPI 63-SSA
- Equipotential earthing rod with connection cable
- Hydraulic cutting head with flexible high pressure hose length 10,5m
- Plastic case with integral handle and wheels for easy transport of the entire equipment (metal case available on request)

Description	Order No.	Dimensions	Weight
Set: Grounding SSA120	SSA-ERD1	length 1100 mm	4,6 kg
Set: Grounding SSA85	SSA-ERD3	length 1100 mm	6 kg
Set: Grounding SSA95, SSA120-2	SSA-ERD4	length 1100 mm	5,8 kg


GROUNDING DEVICE:
to be ordered separately



SSA-ERD3

Set Equipment SSA-ERD:

- Earthing rod 1,1m
- Insulated earthing cable 6m



MPUSET

	UEIQ6	UEQ10	UEAE10T
CRIMPING TYPE	Oval	Indent	Trapezoid
APPLICATION RANGE	0,5-6 mm ²	0,5-10 mm ²	0,14-10 mm ²
SUGGESTED APPLICATION	insulated terminals	terminals and pin terminals	wire end sleeves

Description	Order No.	Length	Weight
Set Crimping Tool	MPUSET	220 mm	900 g
Die for insulated terminals	UEIQ6		
Die for terminals and pin terminals	UEQ10		
Die for wire end sleeves	UEAE10T		



Set Equipment:

- Mechanic Crimping tool
- Crimping dies: UEIQ6, UEQ10 and UEAE10T

MECHANIC CRIMPING TOOLS

MPAE2T – Mechanic Crimping Tool for Wire End Sleeves



CRIMPING TYPE	Trapezoid
APPLICATION RANGE	0,25 - 2,5 mm ²
SUGGESTED APPLICATION	wire end sleeves

Description	Order No.	Length	Weight
Crimping Tool	MPAE2T	160 mm	170 g

MPAE16K – Mechanic Crimping Tool for Wire End Sleeves



CRIMPING TYPE	Indent
APPLICATION RANGE	0,5 - 16 mm ²
SUGGESTED APPLICATION	wire end sleeves

Description	Order No.	Length	Weight
Crimping Tool	MPAE16K	190 mm	250 g

MPAE2R – Mechanic Crimping Tool for Wire End Sleeves



CRIMPING TYPE	Round
APPLICATION RANGE	0,14 – 2,5 mm ²
SUGGESTED APPLICATION	wire end sleeves

Description	Order No.	Length	Weight
Crimping Tool	MPAE2R	190 mm	300 g

MPAE6R – Mechanic Crimping Tool for Wire End Sleeves



CRIMPING TYPE	Round
APPLICATION RANGE	1,5 – 6 mm ²
SUGGESTED APPLICATION	wire end sleeves

Description	Order No.	Length	Weight
Crimping Tool	MPAE6R	190 mm	300 g

MPAE16R – Mechanic Crimping Tool for Wire End Sleeves



CRIMPING TYPE	Round
APPLICATION RANGE	10 – 16 mm ²
SUGGESTED APPLICATION	wire end sleeves

Description	Order No.	Length	Weight
Crimping Tool	MPAE16R	190 mm	300 g

MPAE16T – Mechanic Crimping Tool for Wire End Sleeves



CRIMPING TYPE	Trapezoid
APPLICATION RANGE	0,14 – 16 mm ²
SUGGESTED APPLICATION	wire end sleeves

Description	Order No.	Length	Weight
Crimping Tool	MPAE16T	230 mm	180 g

MPAE50R – Mechanic Crimping Tool for Wire End Sleeves



CRIMPING TYPE	Round
APPLICATION RANGE	10 – 50 mm ² 2x4 – 2x16 mm ²
SUGGESTED APPLICATION	wire end sleeves

Description	Order No.	Length	Weight
Crimping Tool	MPAE50R	300 mm	700 g


MPAE95R – Mechanic Crimping Tool for Wire End Sleeves



CRIMPING TYPE	Round
APPLICATION RANGE	50 – 95 mm ²
SUGGESTED APPLICATION	wire end sleeves

Description	Order No.	Length	Weight
Crimping Tool	MPAE95R	300 mm	700 g

MPIQ – Mechanic Crimping Tool for Insulated Terminals



CRIMPING TYPE	Oval
APPLICATION RANGE	0,5 – 6 mm ²
SUGGESTED APPLICATION	insulated terminals

Description	Order No.	Length	Weight
Crimping Tool	MPIQ	210 mm	190 g

MPIQ6 – Mechanic Crimping Tool for Insulated Terminals



CRIMPING TYPE	Oval
APPLICATION RANGE	0,5 – 6 mm ²
SUGGESTED APPLICATION	insulated terminals

Description	Order No.	Length	Weight
Crimping Tool	MPIQ6	220 mm	510 g

MPIQ16 – Mechanic Crimping Tool for Insulated Terminals



CRIMPING TYPE	Oval
APPLICATION RANGE	6 – 16 mm ²
SUGGESTED APPLICATION	insulated terminals

Description	Order No.	Length	Weight
Crimping Tool	MPIQ16	290 mm	600 g

MPR16K – Mechanic Crimping Tool for Terminals and Pin Terminals Standard Type



CRIMPING TYPE	Notch
APPLICATION RANGE	0,75 – 16 mm ²
SUGGESTED APPLICATION	terminals and pin terminals standard type

Description	Order No.	Length	Weight
Crimping Tool	MPR16K	285 mm	600 g

MECHANIC CRIMPING TOOLS



2503 101



✓ SUITABLE TO WORK UNDER VOLTAGE



Model 2503 101

- Cross sections ranging: 1,5-2,5 / 4-6 / 10 mm²
- Type of compression: spherical



1 2 3

Model 2503 103

- Cross sections ranging: 4-6 / 10 / 16 mm²
- Type of compression: spherical



1 2

Model 2503 102

- Cross sections ranging: 10/16 mm²
- Type of compression: spherical



1 2 3

Model 2503 201

- Cross sections ranging: 0,5-1 / 1,5-2,5 / 4-6 mm²
- Type of compression: oval

Crimping Pliers insulated EN60900

CRIMPING TYPE	Spherical, Oval
APPLICATION RANGE	0,5 - 16 mm ²
SUGGESTED APPLICATION	Insulated cable terminals and pre-insulated connectors

Technical Characteristics:

- Handles and head of the crimper are totally protected by insulated material.
- Minimum strength required to operate
- One-hand operation
- With incorporated (openable) automatic lock to guarantee completion of the compression operation.
- Automatic opening on completion of compression.
- Suitable for low temperature use: -40°C

Description	Order No.	Insert cross section (mm ²)			Length	Weight
		1	2	3		
Insulated Crimper	2503 101	4-6	10	1,5-2,5	280 mm	680 g
		AWG				
		12-10	8	16-14		
Insulated Crimper	2503 103	10	16	4-6	280 mm	680 g
		AWG				
		8	5	12-10		
Insulated Crimper	2503 102	10	16	-	280 mm	680 g
		AWG				
		8	5	-		
Insulated Crimper	2503 201	0,5-1	1,5-2,5	4-6	250 mm	620 g
		AWG				
		20-18	16-14	12-10		

MPRQ95 – Mechanic Crimping Tool for Terminals DIN 46234 and Pin Terminals DIN 46230 and Standard Type

CRIMPING TYPE	Indent
APPLICATION RANGE	6 – 95 mm ²
SUGGESTED APPLICATION	Low voltage tube terminals

Description	Order No.	Length	Weight
Crimping Tool	MPRQ95	535 mm	3,5 kg



Telescopic handle →



MECHANIC CRIMPING TOOLS



MPR120i



MPR50i



Revolving Profile Disc

MPR50i / MPR120i – Mechanic Crimping Tool for Terminals and Pin Terminals Standard Type

Order no.	MPR50i	MPR120i
CRIMPING TYPE	i-Crimp	
APPLICATION RANGE	6 – 50 mm ²	10 – 120 mm ²
SUGGESTED APPLICATION	Terminals and Pin Terminals standard type	

Description	Order No.	Length	Weight
Crimping Tool	MPR50i	380 mm	1,5 kg
Crimping Tool	MPR120i	535 mm	3,5 kg



MPD120S



MPD50S



Revolving Profile Disc

MPD50S / MPD120S – Mechanic Crimping Tool for Cable Lugs DIN 46235 and Connectors DIN 46267

Order no.	MPD50S	MPD120S
CRIMPING TYPE	Hexagonal	
APPLICATION RANGE	6 – 50 mm ²	10 – 120 mm ²
SUGGESTED APPLICATION	Cable lugs DIN 46235 and Connectors DIN 46267	

Description	Order No.	Length	Weight
Crimping Tool	MPD50S	380 mm	1,5 kg
Crimping Tool	MPD120S	535 mm	3,5 kg



MPR-2



MPR-1



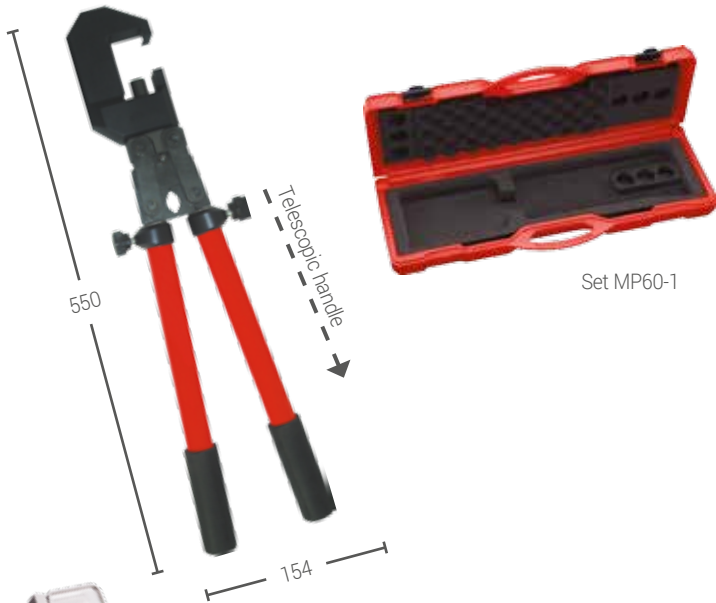
Revolving Profile Disc

MPR-1 / MPR-2 – Mechanic Crimping Tools for Copper LV Connectors according to Italian Type or Equivalent

Order no.	MPR-1	MPR-2
CRIMPING TYPE	Hexagonal	
APPLICATION RANGE	6 – 50 mm ²	25 – 150 mm ²
SUGGESTED APPLICATION	Terminals and Pin Terminals ITALIAN type or equivalent	

Description	Order No.	Length	Weight
Crimping Tool	MPR-1	380 mm	1,5 kg
Crimping Tool	MPR-2	535 mm	3,7 kg

MECHANIC CRIMPING TOOLS



Set MP60-1

COMPRESSION SECTION	max 240 mm ²
MAXIMUM STROKE	20 mm
COMPRESSION FORCE	60 kN

MP60-1 – Mechanic Crimping Tool 60 kN

Same characteristics as MP60-3 below

Tool dimensions: 160 x 560 x 50 mm
Tool weight: 2.9 kg

Description	Order No.	Dimensions	Weight
Set compression tool	MP60-1	700 x 260 x 105 mm	4,6 kg

Set Equipment:

- Mechanic Compression Tool
- Plastic case

For the compression dies of tool MP60-1 Opening spring (Order ref. OEF1) is also required.



Set MP60-3

MP60-3 – Mechanic Crimping Tool 60 kN

Technical Characteristics:

- Light and compact structure
- Telescopic handles adjustable from 560 to 860 mm
- Snap closure compression head, rotates 360°

Tool dimensions: 154 x 550 x 44 mm
Tool weight: 3,6 kg

Description	Order No.	Dimensions	Weight
Set compression tool	MP60-3	700 x 260 x 105 mm	5,3 kg

Set Equipment:

- Mechanic Compression Tool
- Plastic case

CRIMPING RANGE TABLE MP60-3 - MP60-1

Crimping Type	Hexagonal	Indent	Trapezoid	Oval	Notch	Round	Strip off insert
Crimping Die							
Crimping Shape							
Max. Cross section	240 mm ²	95 mm ²	95 mm ²	120 mm ²	120 mm ²	300 mm ²	120/20 mm ²

Selection of Crimping dies	Pages 73 - 75
Plastic case for Dies	Page 75
Adapter for crimping dies	Page 75

MP60-2 – Mechanic Crimping Tool - 60 kN

COMPRESSION SECTION	max 300 mm ²
MAXIMUM STROKE	19 mm
COMPRESSION FORCE	60 kN

- Technical Characteristics:**
- Light and compact structure
 - Telescopic handles adjustable from 560 to 860 mm
 - Snap closure compression head, rotates 360°

Tool dimensions: 154 x 552 x 44 mm
 Tool weight: 3,6 kg

Description	Order No.	Dimensions	Weight
Set compression tool	MP60-2	700 x 260 x 105 mm	5,3 kg

- Set Equipment:**
- Mechanic Compression Tool
 - Plastic case



Set MP60-2

CRIMPING RANGE TABLE MP60-2

Crimping Type	Hexagonal	Indent	Trapezoid	Notch	Round
Crimping Die					
Crimping Shape					
Max. Cross section	300 mm ²	70 mm ²	150 mm ²	70 mm ²	300 mm ²

Selection of Crimping dies	Pages 76 - 77
Plastic case for Dies	Page 77



MPSF6-1



Set MPSF6-1



MPSF6-6 lose



MKGR1

MPSF6 – Manual Mechanic Tool for SF6-insulated MT-Switchboard Terminals

Designed for assembly and disassembly of the connector for external cone terminals of MT cables operating at voltages from 12 to 36 kV.

Technical Characteristics:

- Mechanic tool with symmetrical operation
- Removable compression head
- Telescopic handles 350 – 560 mm
- Maximum stroke: 10 mm
- Maximum threaded terminal travel: 30 mm
- Compression force: 60 kN
- Handgrip opening angle: 120°

Tool dimensions: 160 x 507 x 85 mm
Tool weight: 3,1 kg

Application Range

Head size	Voltage Range	Amperage	Cross section
1	12 kV, 24 kV, 36 kV	630 A	25 mm ² - 240 mm ²
2	12 kV, 24 kV, 36 kV	800 A	50 mm ² - 300 mm ²
3	12 kV, 24 kV, 36 kV, 52 kV	1.250 A	150 mm ² - 630 mm ²

Description	Order No.	Dimensions	Weight
Set: Mechanic tool for SF6 System size 1	MPSF6-1	570 x 155 x 75 mm	5,5 kg
Set: Mechanic tool for SF6 System size 2	MPSF6-2	570 x 155 x 75 mm	5,1 kg
Set: Mechanic tool for SF6 System size 3	MPSF6-3	630 x 155 x 95 mm	7,4 kg

Set Equipment MPSF6-X:

- Mechanic Compression Tool
- Terminal dies
- Metallic case (BKMP SF6)

Description	Order No.	Dimensions	Weight
Mechanic tool for SF6 System without terminals and case	MPSF6-lose	515 x 155 x 73 mm	3,1 kg
Terminal dies size 1 SF6 System	MKGR1	125 x 65 x 65 mm	1,9 kg
Terminal dies size 2 SF6 System	MKGR2	125 x 65 x 65 mm	1,7 kg
Terminal dies size 3 SF6 System	MKGR3	185 x 95 x 95 mm	4,0 kg



Hydraulic Crimping Tools

STILO60

The STILO product family continues to grow

Manageable

Rotating crimping head 360° for optimal compression in any position

Ergonomic

Effortless working and easy handling thanks to equilibrate 2-component handle

Powerful

18V 1,5 Ah Lithium-Ion battery for even more pressings of one battery life

Automatic return



At the end of the crimping cycle

Intelligent

Multifunction LED to indicate the maintenance intervals (20.000 cycles)



HYDRAULIC CRIMPING TOOLS - OVERVIEW

	HEADS	HAND OPERATED	BATTERY OPERATED	MAX. COMPR. SECTION*	COMPRESSION FORCE	
SERIES 45		 HP45	 STILO45	150 mm ²	45 kN	PAGE 52-53
SERIES 50		 HP50	 STILO50	240 mm ²	50 kN	PAGE 54-55
SERIES 60-1/3	 PP60-1	 HP60-3	 AP60-1	240 mm ²	60 kN	PAGE 56-57
SERIES 60-2/4	 PP60-2	 HP60-4	 STILO60	300 mm ²	60 kN	PAGE 58-59
SERIES 130-C	 PP130-C	 HPI130-C	 AP130-C	400 mm ²	130 kN	PAGE 60-61
SERIES 130-C2	 PP130-C2	 HPI130-C2	 AP130-C2	400 mm ²	130 kN	PAGE 62-63
SERIES 130-H	 PP130-H	 HPI130-H	 AP130-H	400 mm ²	130 kN	PAGE 64-65
SERIES 230	 PP230	 PP230-630		630 mm ²	230 kN	PAGE 66-67
SERIES 520	 PP520			1.000 mm ²	520 kN	PAGE 68
SERIES 600	 PP600			1.600 mm ²	600 kN	PAGE 69

*DEPENDING ON TYPE AND SIZE OF TERMINALS USED

SERIES 45 - 45 KN

MAIN CHARACTERISTICS HP45 - STILO45

COMPRESSION SECTION	max. 150 mm ²
MAXIMUM STROKE	16 mm

COMPRESSION FORCE	45 kN
OPERATING PRESSURE	470 bar (47 MPa)



HP45 – Hand Operated Hydraulic Crimping Tool

Technical Characteristics:

- Light and compact structure
- Pump body in light alloy
- Snap closure crimping head, rotates 180°
- Automatic pressure safety valve
- Manual return at any position by turning the main handle

Tool dimensions: 157 x 375 x 54 mm

Tool weight: 2,5 kg

Description	Order No.	Dimensions	Weight
Set crimping tool	HP45	440 x 190 x 80 mm	3,5 kg

Set Equipment:

- Test report
- Manual crimping tool
- Plastic case for manual hydraulic tool and maximum 15 crimping dies



Set HP45



STILO45 – Battery Operated Hydraulic Crimping Tool

Technical Characteristics:
see page 50

Tool dimensions: 124 x 369 x 81 mm
Tool weight (incl. battery): 2,3 kg

Description	Order No.	Dimensions	Weight
Set crimping tool	STILO45	560 x 375 x 118 mm	5,1 kg

Accessories see page 70

Set Equipment:

- Test report
- Battery-operated hydraulic crimping tool
- Battery 18 V/1,5 Ah Li-Ion (RA12)
- Battery charger (LG8)
- USB-cable
- Software (CD)
- Rigid plastic case



Set STILO45

CRIMPING RANGE TABLE HP45 - STILO45

Crimping Type	Hexagonal	Trapezoid	Round
Crimping Die			
Crimping Shape			
Max. Cross section	150 mm ²	95 mm ²	150 mm ²

Selection of crimping dies

Page 72

Plastic case for dies

Page 72

SERIES 50 - 50 KN

MAIN CHARACTERISTICS HP50 - STILO50

COMPRESSION SECTION	max. 240 mm ²
MAXIMUM STROKE	16 mm

COMPRESSION FORCE	50 kN
OPERATING PRESSURE	520 bar (52 MPa)



HP50 – Hand Operated Hydraulic Crimping Tool

Technical Characteristics:

- Light and compact structure
- Pump body in light alloy
- Snap closure crimping head, rotates 180°
- Quick feed with double hydraulic cylinder
- Automatic pressure safety valve
- Manual return at any position by turning the main handle

Tool dimensions: 157 x 398 x 54 mm
 Tool weight: 2,7 kg

Description	Order No.	Dimensions	Weight
Set crimping tool	HP50	440 x 190 x 80 mm	3,7 kg

Set Equipment:

- Test report
- Manual crimping tool
- Plastic case for manual hydraulic tool and maximum 15 crimping dies



Set HP50

STILO50 – Battery Operated Hydraulic Crimping Tool

Technical Characteristics:
see page 50

Tool dimensions: 120 x 403 x 75 mm
Tool weight (incl. battery): 2,3 kg

Description	Order No.	Dimensions	Weight
Set crimping tool	STILO50	560 x 375 x 118 mm	5,3 kg

Accessories see page 70

Set Equipment:

- Test report
- Battery-operated hydraulic crimping tool
- Battery 18 V/1,5 Ah Li-Ion (RA12)
- Battery charger (LG8)
- USB-cable
- Software (CD)
- Rigid plastic case

CE



Set STILO50

CRIMPING RANGE TABLE HP50 - STILO50

Crimping Type	Hexagonal	Indent	Trapezoid	Oval	Notch	Round	Strip off insert	Adapter AD50-45
Crimping Die								
Crimping Shape								Allows use of 45 series dies, on 50, 60-1, 60-3 series
Max. Cross section	240 mm ²	95 mm ²	95 mm ²	120 mm ²	120 mm ²	300 mm ²	120/20 mm ²	see page 75

Selection of crimping dies	Pages 73 - 75
Plastic case for dies	Page 75
Adapter for crimping dies	Page 75

SERIES 60-1/3 - 60 KN

MAIN CHARACTERISTICS PP60-1 - HP60-3 - AP60-1

COMPRESSION SECTION	max. 240 mm ²
MAXIMUM STROKE	17 mm

COMPRESSION FORCE	60 kN
OPERATING PRESSURE	700 bar (70 MPa)



PP60-1 – Hydraulic Crimping Head

The unit must be operated through 700 bar hydraulic pump to reach compression force of 60 kN. (pages 89 - 94)

Technical Characteristics:

- Sturdy and compact structure
- Openable head to make it easy to position and insert the crimping dies
- Quick make snap lock connection and non detachable dust cap

Tool dimensions: 74 x 198 x 54 mm
 Tool weight: 1,6 kg

Description	Order No.	Dimensions	Weight
Set crimping head	PP60-1	320 x 260 x 75 mm	2,1 kg

Set Equipment:

- Hydraulic crimping head
- Plastic case for crimping head and maximum 18 crimping dies



HP60-3 – Hand Operated Hydraulic Crimping Tool

Technical Characteristics:

- Sturdy and compact structure
- Snap closure crimping head, rotates 180°
- Quick feed with double hydraulic cylinder
- Automatic pressure safety valve
- Manual return at any position by turning the main handle

Tool dimensions: 168 x 392 x 54 mm
 Tool weight: 2,5 kg

Description	Order No.	Dimensions	Weight
Set crimping tool	HP60-3	440 x 190 x 80 mm	3,7 kg

Set Equipment:

- Test report
- Manual crimping tool
- Plastic case for manual hydraulic tool and maximum 15 crimping dies



Insulated version on request



Set AP60-1

AP60-1 – Battery Operated Hydraulic Crimping Tool

Technical Characteristics:

- 3 years of warranty or 20.000 work cycles
- Light and compact structure
- Cutting head with snap closure; rotates 360°
- High speed feed with double hydraulic cylinder
- Pressure release button with single handed operation (on both sides, for left- and right handed operators)
- Fastening ring for shoulder strap
- Ergonomic grip for weight balance and easy and safe operation
- Plastic housing, grip and pressure release button, insulating and shock resistant
- Powerful led for working space illumination

Tool dimensions: 329 x 331 x 75 mm

Tool weight: 4,3 kg

Description	Order No.	Dimensions	Weight
Set crimping tool	AP60-1	580 x 470 x 115 mm	7,7 kg

Accessories see page 70

Set Equipment:

- Test report
- Battery-operated hydraulic crimping tool
- Battery 18 V/3,0 Ah Li-Ion (RA11)
- Battery charger (LG8)
- Rigid plastic case for crimping tool and maximum 18 crimping dies
- Shoulder strap (TG2)

CRIMPING RANGE TABLE PP60-1 - HP60-3 - AP60-1

Crimping Type	Hexagonal	Indent	Trapezoid	Oval	Notch	Round	Strip off insert	Adapter AD50-45
Crimping Die								
Crimping Shape								Allows use of 45 series dies, on 50, 60-1, 60-3 series
Max. Cross section	240 mm ²	95 mm ²	95 mm ²	120 mm ²	120 mm ²	300 mm ²	120/20 mm ²	see page 63


Selection of crimping dies	Pages 73 - 75
Plastic case for dies	Page 75
Adapter for crimping dies	Page 75

SERIES 60-2/4 - 60 KN

MAIN CHARACTERISTICS PP60-2 - HP60-4 - STILO-60 - AP60-2

COMPRESSION SECTION	max. 300 mm ²
MAXIMUM STROKE	17 mm

COMPRESSION FORCE	60 kN
OPERATING PRESSURE	700 bar (70 MPa)



PP60-2 – Hydraulic Crimping Head

The unit must be operated through 700 bar hydraulic pump to reach compression force of 60 kN. (pages 89 - 94)

Technical Characteristics:

- Sturdy and compact structure
- Openable head to make it easy to position and insert the crimping dies
- Quick make snap lock connection and non detachable dust cap

Tool dimensions: 93 x 198 x 93 mm
Tool weight: 1,7 kg

Description	Order No.	Dimensions	Weight
Set crimping head	PP60-2	320 x 260 x 75 mm	2,3 kg

Set Equipment:

- Hydraulic crimping head
- Plastic case for crimping head and maximum 18 crimping dies



HP60-4 – Hand Operated Hydraulic Crimping Tool

Technical Characteristics:

- Sturdy and compact structure
- Snap closure crimping head, rotates 180°
- Quick feed with double hydraulic cylinder
- Automatic pressure safety valve
- Manual return at any position by turning the main handle

Tool dimensions 176 x 396 x 54 mm
Tool weight: 2,8 kg

Description	Order No.	Dimensions	Weight
Set crimping tool	HP60-4	700 x 260 x 105 mm	4,6 kg

Set Equipment:

- Test report
- Manual crimping tool
- Plastic case for crimping tool and 21 crimping dies

STILO60 – Battery Operated Hydraulic Crimping Tool

Technical Characteristics:

see page 50

Tool dimensions: 124 x 383 x 81 mm
Tool weight: 3,3 kg (incl. battery)

Description	Order No.	Dimensions	Weight
Set crimping tool	STILO60	560 x 357 x 118 mm	6,3 kg

Accessories see page 70

Set Equipment:

- Test report
- Battery-operated hydraulic crimping tool
- Battery 18 V/1,5 Ah Li-Ion (RA12)
- Battery charger (LG8)
- USB-cable
- Software (CD)
- Rigid plastic case



AP60-2 – Battery Operated Hydraulic Crimping Tool

Technical Characteristics:

- 3 years of warranty or 20.000 work cycles
- Light and compact structure
- Cutting head with snap closure; rotates 360°
- High speed feed with double hydraulic cylinder
- Pressure release button with single handed operation (on both sides, for left- and right handed operators)
- Fastening ring for shoulder strap
- Ergonomic grip for weight balance and easy and safe operation
- Plastic housing, grip and pressure release button, insulating and shock resistant
- Powerful led for working space illumination

Tool dimensions: 331 x 334 x 75 mm

Tool weight: 4,4 kg

Description	Order No.	Dimensions	Weight
Set crimping tool	AP60-2	580 x 470 x 115 mm	7,8 kg

Accessories see page 70

Set Equipment:

- Test report
- Battery-operated hydraulic crimping tool
- Battery 18 V/3,0 Ah Li-Ion (RA11)
- Battery charger (LG8)
- Rigid plastic case for crimping tool and maximum 18 crimping dies
- Shoulder strap (TG2)



Set AP60-2

CRIMPING RANGE TABLE PP60-2 - HP60-4 - AP60-2

Crimping Type	Hexagonal	Indent	Trapezoid	Notch	Round
Crimping Die					
Crimping Shape					
Max. Cross section	300 mm ²	70 mm ²	150 mm ²	70 mm ²	300 mm ²

Selection of crimping dies	Pages 76 - 77
Plastic case for dies	Page 77

SERIES 130-C - 130 KN

MAIN CHARACTERISTICS PP130-C - HPI130-C - AP130-C

COMPRESSION SECTION	max. 400 mm ²
MAXIMUM STROKE	30 mm

COMPRESSION FORCE	130 kN
OPERATING PRESSURE	700 bar (70 MPa)

HEAD OPENING: 29 mm



PP130-C – Hydraulic Crimping Head

The unit must be operated through 700 bar hydraulic pump to reach compression force of 130 kN. (pages 89 - 94)

Technical Characteristics:

- Sturdy and compact structure
- C head for easy positioning of dies
- Quick make snap lock connection and non detachable dust cap

Tool dimensions: 128 x 254 x 78 mm
Tool weight: 4,1 kg

Description	Order No.	Dimensions	Weight
Set crimping head	PP130-C	400 x 350 x 130 mm	5,6 kg

Set Equipment:

- Hydraulic crimping head
- Plastic case for crimping head and 14 crimping dies

HPI130-C – Hand Operated Hydraulic Crimping Tool

Technical Characteristics:

- Sturdy and compact structure
- Snap closure crimping head, rotates 270°
- Quick feed with double hydraulic cylinder
- Single hand use by innerside handle
- Automatic pressure safety valve
- Manual return at any position by turning the main handle

Tool dimensions: 222 x 561 x 78 mm
Tool weight: 6,6 kg

Description	Order No.	Dimensions	Weight
Set crimping tool	HPI130-C	700 x 260 x 105 mm	8,2 kg

Set Equipment:

- Test report
- Manual crimping tool
- Plastic case for crimping tool and 9 crimping dies





AP130-C – Battery Operated Hydraulic Crimping Tool

Technical Characteristics:

- 3 years of warranty or 20.000 work cycles
- Light and compact structure
- Cutting head with snap closure; rotates 360°
- High speed feed with double hydraulic cylinder
- Pressure release button with single handed operation (on both sides, for left- and right handed operators)
- Fastening ring for shoulder strap
- Ergonomic grip for weight balance and easy and safe operation
- Plastic housing, grip and pressure release button, insulating and shock resistant
- Powerful led for working space illumination

Tool dimensions: 331 x 401 x 79 mm

Tool weight: 6,7 kg

Description	Order No.	Dimensions	Weight
Set crimping tool	AP130-C	580 x 470 x 115 mm	10,1 kg

Accessories see page 70

Set Equipment:

- Test report
- Battery-operated hydraulic crimping tool
- Battery 18 V/3,0 Ah Li-Ion (RA11)
- Battery charger (LG8)
- Rigid plastic case for crimping tool and maximum 18 crimping dies
- Shoulder strap (TG2)



CRIMPING RANGE TABLE PP130-C - HP1130-C - AP130-C

Crimping Type	Hexagonal	Indent	Trapezoid	Oval	Round	Strip off insert
Crimping Die						
Crimping Shape						
Max. Cross section	400 mm ²	150 mm ²	185 mm ²	2 x 120 mm ²	300 mm ²	265/35 mm ²

Selection of crimping dies

Pages 78 - 80

Plastic case for dies

Page 80

SERIES 130-C2 - 130 KN

MAIN CHARACTERISTICS PP130-C2 - AP130-C2

COMPRESSION SECTION	max. 400 mm ²
MAXIMUM STROKE	42 mm

COMPRESSION FORCE	130 kN
OPERATING PRESSURE	700 bar (70 MPa)

HEAD OPENING: 42 mm



PP130-C2 – Hydraulic Crimping Head

The unit must be operated through 700 bar hydraulic pump to reach compression force of 130 kN. (pages 89 - 94)

Technical Characteristics:

- Sturdy and compact structure
- C head for easy positioning of dies
- Quick make snap lock connection and non detachable dust cap

Tool dimensions: 129 x 271 x 78 mm
Tool weight: 4,4 kg

Description	Order No.	Dimensions	Weight
Set crimping head	PP130-C2	400 x 350 x 130 mm	5,9 kg

Set Equipment:

- Hydraulic crimping head
- Plastic case for crimping head and 14 crimping dies



HPI130-C2 – Hand Operated Hydraulic Crimping Tool

Technical Characteristics:

- Sturdy and compact structure
- Snap closure crimping head, rotates 270°
- Quick feed with double hydraulic cylinder
- Single hand use by innerside handle
- Automatic pressure safety valve
- Manual return at any position by turning the main handle

Tool dimensions: 225 x 577 x 78 mm
Tool weight: 6,5 kg

Description	Order No.	Dimensions	Weight
Set crimping tool	HPI130-C2	700 x 260 x 105 mm	8,2 kg

Set Equipment:

- Test report
- Manual crimping tool
- Plastic case for crimping tool and 9 crimping dies



AP130-C2 – Battery Operated Hydraulic Crimping Tool

Technical Characteristics:

- 3 years of warranty or 20.000 work cycles
- Light and compact structure
- Cutting head with snap closure; rotates 360°
- High speed feed with double hydraulic cylinder
- Pressure release button with single handed operation (on both sides, for left- and right handed operators)
- Fastening ring for shoulder strap
- Ergonomic grip for weight balance and easy and safe operation
- Plastic housing, grip and pressure release button, insulating and shock resistant
- Powerful led for working space illumination

Tool dimensions: 331 x 417 x 79 mm

Tool weight: 6,8 kg

Description	Order No.	Dimensions	Weight
Set crimping tool	AP130-C2	580 x 470 x 115 mm	10,6 kg

Accessories see page 70

Set Equipment:

- Test report
- Battery-operated hydraulic crimping tool
- Battery 18 V/3,0 Ah Li-Ion (RA11)
- Battery charger (LG8)
- Rigid plastic case for crimping tool and maximum 18 crimping dies
- Shoulder strap (TG2)



Set AP130-C2

CRIMPING RANGE TABLE PP130-C2 - HPI130-C2 - AP130-C2

Crimping Type	Hexagonal	Indent	Trapezoid	Oval	Round	Strip off insert
Crimping Die						
Crimping Shape						
Max. Cross section	400 mm ²	150 mm ²	185 mm ²	2 x 120 mm ²	300 mm ²	265/35 mm ²

Selection of crimping dies	Pages 78 - 80
Plastic case for dies	Page 80

SERIES 130-H - 130 KN

MAIN CHARACTERISTICS PP130-H - HPI130-H - AP130-H

COMPRESSION SECTION	max. 400 mm ²
MAXIMUM STROKE	30 mm

COMPRESSION FORCE	130 kN
OPERATING PRESSURE	700 bar (70 MPa)

HEAD OPENING: 35 mm



PP130-H – Hydraulic Crimping Head

The unit must be operated through 700 bar hydraulic pump to reach compression force of 130 kN. (pages 89 - 94)

Technical Characteristics:

- Sturdy and compact structure
- Openable head to make it easy to position and insert the crimping dies
- Quick make snap lock connection and non detachable dust cap
- Adapters and punch for deep indent compression

Head opening: 35 mm
 Tool dimensions: 78 x 263 x 70 mm
 Tool weight: 3,4 kg

Description	Order No.	Dimensions	Weight
Set crimping head	PP130-H	410 x 360 x 135 mm	5,1 kg

Set Equipment:

- Hydraulic crimping head
- Plastic case for crimping head and 14 crimping dies



HPI130-H – Hand Operated Hydraulic Crimping Tool

Technical Characteristics:

- Sturdy and compact structure
- Crimping H-head ; rotates 270°
- Quick feed with double hydraulic cylinder
- Single hand use by innerside handle
- Automatic pressure safety valve
- Manual return in any position
- Adapters and punch for deep indent compression

Tool dimensions: 174 x 569 x 78 mm
 Tool weight: 5,8 kg

Description	Order No.	Dimensions	Weight
Set crimping tool	HPI130-H	700 x 260 x 105 mm	7,6 kg

Set Equipment:

- Test report
- Manual crimping tool
- Plastic case for crimping tool and 11 crimping dies



Adapters and punch for deep indent compression on request



AP130-H – Battery Operated Hydraulic Crimping Tool

Technical Characteristics:

- 3 years of warranty or 20.000 work cycles
- Light and compact structure
- Cutting head with snap closure; rotates 360°
- High speed feed with double hydraulic cylinder
- Pressure release button with single handed operation (on both sides, for left- and right handed operators)
- Fastening ring for shoulder strap
- Ergonomic grip for weight balance and easy and safe operation
- Plastic housing, grip and pressure release button, insulating and shock resistant
- Powerful led for working space illumination

Tool dimensions: 331 x 409 x 75 mm

Tool weight: 6,2 kg

Description	Order No.	Dimensions	Weight
Set crimping tool	AP130-H	580 x 470 x 115 mm	10,0 kg

Accessories see page 70

Set Equipment:

- Test report
- Battery-operated hydraulic crimping tool
- Battery 18 V/3,0 Ah Li-Ion (RA11)
- Battery charger (LG8)
- Rigid plastic case for crimping tool and maximum 18 crimping dies
- Shoulder strap (TG2)



Set AP130-H

CRIMPING RANGE TABLE PP130-H - HPI130-H - AP130-H

Crimping Type	Hexagonal	Indent	Trapezoid	Oval	Round	Strip off insert	Deap Indent
Crimping Die							
Crimping Shape							
Max. Cross section	400 mm ²	150 mm ²	185 mm ²	2 x 120 mm ²	300 mm ²	265/35 mm ²	300 mm ²

Selection of crimping dies	Pages 78 - 80
Plastic case for dies	Page 80

SERIES 230 - 230 KN

MAIN CHARACTERISTICS PP230

COMPRESSION SECTION	max. 630 mm ²
MAXIMUM STROKE	28 mm

COMPRESSION FORCE	230 kN
OPERATING PRESSURE	700 bar (70 MPa)



PP230 – Hydraulic Crimping Head

The unit must be operated through 700 bar hydraulic pump to reach compression force of 230 kN. (pages 89 - 94)

Technical Characteristics:

- Sturdy and compact structure
- Openable head to make it easy to position and insert the crimping dies
- Quick make snap lock connection and non detachable dust cap

Tool dimensions: 121 x 286 x 88 mm
 Tool weight: 5,5 kg

Description	Order No.	Dimensions	Weight
Set crimping head	PP230	410 x 360 x 135 mm	7,2 kg

Set Equipment:

- Hydraulic crimping head
- Plastic case for crimping head and two crimping dies and one adapter



Set PP230

CRIMPING RANGE TABLE PP230

Crimping Type	Hexagonal	Indent	Oval	Notch	Adapter AD230-130
Crimping Die					
Crimping Shape					Allows use of 130 series dies, on 230 Series
Max. Cross section	630 mm ²	300 mm ²	2 x 150 mm ²	240 mm ²	see page 82

Selection of crimping dies	Pages 81 - 82
Adapter for crimping dies	Page 82

MAIN CHARACTERISTICS PP230-630

COMPRESSION SECTION	max. 630 mm ²
MAXIMUM STROKE	60 mm

COMPRESSION FORCE	230 kN
OPERATING PRESSURE	700 bar (70 MPa)



PP230-630 – Hydraulic Crimping Head

The unit must be operated through 700 bar hydraulic pump to reach compression force of 230 kN. (pages 89 - 94)

Technical Characteristics:

- Sturdy and compact structure
- The H - Bail allows simple inlaying from the cables
- This pressing tool can be used to crimp aluminium and bimetallic connectors by deep-step indent system

Tool dimensions: 105 x 365 x 50 mm
 Tool weight: 8,5 kg

Description	Order No.	Dimensions	Weight
Set crimping head	PP230-630	440 x 270 x 150 mm	15 kg

Set Equipment:

- Hydraulic crimping head
- Metal case



Set PP230-630

CRIMPING RANGE TABLE PP230-630

Deep-indentation crimping - Selection dies							
		Cross section mm ²	Cross section mm ²		Adapter	Die	Stamp
			AL	AL/CU			
Aluminium cables	Connector LV/MV	300			AD230-630	400MC3S	PPR 400
		400	400	240 300			
		500					
		500	500	300 400			
		630					
Aluminium cables	Al-Cu Terminals	Cross section mm ²	40mm external diameter Terminals/connectors		AD230-630	400MC3S	PPR 400
		300					
		400					
		500					
		630					
					630MC3S	PPR630	



SERIES 520 - 520 KN

MAIN CHARACTERISTICS PP520

COMPRESSION SECTION	max. 1.000 mm ²
MAXIMUM STROKE	25 mm

COMPRESSION FORCE	520 kN
OPERATING PRESSURE	700 bar (70 MPa)



PP520 – Hydraulic Crimping Head

The unit must be operated through 700 bar hydraulic pump to reach compression force of 520 kN. (pages 89 - 94)

Technical Characteristics:

- Sturdy and compact structure
- Openable head to make it easy to position and insert the crimping dies
- Quick make snap lock connection and non detachable dust cap
- Tilting system for coupler

Tool dimensions: 218 x 261 x 124 mm
 Tool weight: 13,2 kg

Description	Order No.	Dimensions	Weight
Set crimping head	PP520	410 x 360 x 135 mm	15,4 kg

Set Equipment:

- Hydraulic crimping head
- Plastic case for crimping head and two crimping dies



Set PP520

CRIMPING RANGE TABLE PP520

Crimping Type	Hexagonal	Adapter AD520-130
Crimping Die		
Crimping Shape		Allows use of 130 series dies, on 520 series
Max. Cross section	1.000 mm ²	see page 83

Selection of crimping dies	Page 83
Adapter for crimping dies	Page 83

MAIN CHARACTERISTICS PP600

COMPRESSION SECTION	max. 1.600 mm ²
MAXIMUM STROKE	30 mm

COMPRESSION FORCE	600 kN
OPERATING PRESSURE	700 bar (70 MPa)



PP600 – Hydraulic Crimping Head – 600 kN

The unit must be operated through 700 bar hydraulic pump to reach compression force of 600 kN. (pages 89 - 94)

Technical Characteristics:

- Sturdy and compact structure
- Openable head to make it easy to position and insert the crimping dies
- Quick make snap lock connection and non detachable dust cap

Tool dimensions: 200 x 335 x 130 mm
 Tool weight: 17 kg

Description	Order No.	Dimensions	Weight
Set crimping head	PP600	400 x 260 x 360 mm	26 kg

Set Equipment:

- Hydraulic crimping head
- Metal case for crimping head



Set PP600

CRIMPING RANGE TABLE PP600

Crimping Type	Hexagonal
Crimping Die	
Crimping Shape	
Max. Cross section	1.600 mm ²

Selection of crimping dies	Page 84
Metal case for dies	Page 84

ACCESSORIES



Battery Charger

Description	Model	Dimensions	Weight
Case for dies 45kN-60kN	KKPE-45-50	250 x 170 x 50 mm	200 g
Case for deep indent dies	KKPE-TN	410 x 360 x 110 mm	1,4 g
Case for 24 crimping dies for 60kN	KKPE-C-CK	410 x 360 x 110 mm	1,4 g
Case for deep indent dies, PP130-H	KKPP130-TN	600 x 390 x 150 mm	2,4 g

Strap

Description	Model	Weight
Shoulder strap for battery operated tools	TG2	90 g



Adapter

Description	Order No.	Weight
Adapter for mains operation 230V AC/115V A	NG2	800 g
Adapter for mains operation 230 V - 18 V (STILO 45)	NG3	800 g




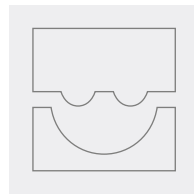
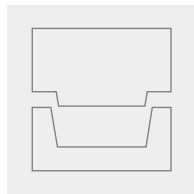
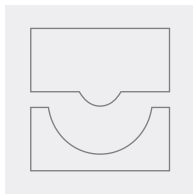
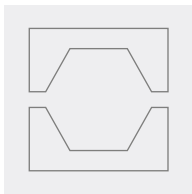
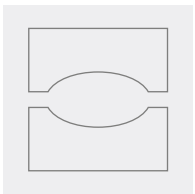
Storage Battery

Description	Model	Weight
Storage Battery 12 V / 2.6 Ah Ni-MH	RA4	700 g
Storage Battery 12 V / 3.0 Ah Ni-MH	RA5	700 g
Storage Battery 14,4 V / 2.6 Ah Ni-MH	RA6	850 g
Storage Battery 14,4 V / 3.0 Ah Ni-MH	RA7	850 g
Storage Battery 14,4 V / 2.6 Ah Li-Ion	RA9	560 g
Storage Battery 14,4 V / 3.0 Ah Li-Ion	RA10	560 g
Storage Battery 18 V / 3.0 Ah Li-Ion	RA11	700 g
Storage Battery 18 V / 1.5 Ah Li-Ion	RA12	420 g
Storage Battery 18 V / 2.0 Ah Li-Ion	RA13	600 g

Battery Charger

Description	Order No.	Weight
Fast Battery Charger	LG7	540 g
Battery Charger	LG8	700 g
Vehicle battery charger (12 V source) - up to 14,4V	LG22	580 g
Vehicle battery charger (12 V source) - 18V	LG23	500 g

Battery charger	Tension						Battery							
	4,8 V	7,2 V	9,6 V	12,0 V	14,4 V	18 V	RA 4	RA 5	RA 6	RA 7	RA 9	RA 10	RA 11	RA 12
LG7	-	•	•	•	•		✓	✓	✓	✓	✓	✓		
LG8						•							✓	✓
LG22	•	•	•	•	•		✓	✓	✓	✓	✓	✓		
LG23						•								



Crimping dies

CRIMPING DIES - SERIES 45

SERIES 45



HP45



STILO45

Cross section (mm ²)	DIN STANDARD						STANDARD TYPE	
	Hexagon crimping dies according to DIN 48083						Hexagon crimping dies for standard type cable shoes and connectors	
	Copper			Aluminium			Copper	
Code No.	Compr. width (mm)	Order No.	Code No.	Compr. width (mm)	Order No.	Compr. width (mm)	Order No.	
6	5	5	MK5-45			5	MH6-45	
10	6	5	MK6-45	10	7	MK10B-45	5	MH10-45
16	8	5	MK8-45	12	7	MK12B-45	5	MH16-45
25	10	5	MK10-45				5	MH25-45
35	12	5	MK12-45	14	7	MK14B-45	5	MH35-45
50	14	5	MK14-45	16	7	MK16B-45	5	MH50-45
70	16	5	MK16-45	18	7	MK18B-45	5	MH70-45
95	18	5	MK18-45	22	7	MK22B-45	5	MH95-45
120	20	5	MK20-45				5	MH120-45
150	22	5	MK22-45			5	MH150-45	

Dies for full tension and Aluminium-Steel, ACSR available on request

Cross section (mm ²)		Round dies to round off copper and aluminium sector shaped conductor	
		Type	
Compr. width (mm)	SE*	SM**	Order No.
20			MR4,1-45
20			MR5,1-45
20	MR5,1-45	MR6,3-45	
20	MR6,3-45	MR7,5-45	
20	MR7,5-45	MR9,0-45	
20	MR9,0-45	MR10,5-45	
20	MR10,5-45	MR12,5-45	
20	MR12,5-45	MR14,0-45	
20	MR14,0-45		

Cross section (mm ²)		WIRE END SLEEVES	
		Trapezoid crimping dies for wire end sleeve	
Compr. width (mm)	Order No.	Order No.	Order No.
20	MTT10-45		
20	MTT16-45		
20	MTT25-45		
20	MTT35-45		
20	MTT50-45		
20	MTT70-45		
20	MTT95-45		



Plastic case – KKPE-45-50

Plastic Case for Crimping Dies

Description	Order No.	Dimensions	Weight
Case for dies 45kN-60kN	KKPE-45-50	250 x 170 x 50 mm	200 g


* SE sector solid
** SM sector multi-stranded

CRIMPING DIES - SERIES 50 - SERIES 60-1/3



	DIN STANDARD						STANDARD TYPE	
	Hexagon crimping dies according to DIN 48083						Hexagon crimping dies for standard type cable shoes and connectors	
	Copper			Aluminium			Copper	
Cross section (mm ²)	Code No.	Compr. width (mm)	Order No.	Code No.	Compr. width (mm)	Order No.	Compr. width (mm)	Order No.
6	5	5	MK5-50				5	MH6-50
10	6	5	MK6-50	10	7	MK10B-50	7	MH10-50
16	8	5	MK8-50	12	7	MK12B-50	7	MH16-50
25	10	5	MK10-50				7	MH25-50
35	12	5	MK12-50	14	7	MK14B-50	7	MH35-50
50	14	5	MK14-50	16	7	MK16B-50	7	MH50-50
70	16	5	MK16-50	18	7	MK18B-50	7	MH70-50
95	18	5	MK18-50	22	7	MK22B-50	7	MH95-50
120	20	5	MK20-50				7	MH120-50
150	22	5	MK22-50	25	7	MK25B-50	7	MH150-50
185	25	5	MK25-50	28	7	MK28B-50	7	MH185-50
240	28	5	MK28-50	32	5	MK32-50	5	MH240-50


Dies for full tension and Aluminium-Steel, ACSR available on request


	TERMINALS		FINE WIRE	
	Indent crimping dies for - terminals DIN 46234 - pin terminals DIN 46230 - solderless conn. DIN 46341		Indent crimping dies for fine wire conductors	
Cross section (mm ²)	Order No.	Order No.	Order No.	Order No.
10	MD10-50	MDF10-50		
16	MD16-50	MDF16-50		
25	MD25-50	MDF25-50		
35	MD35-50	MDF35-50		
50	MD50-50	MDF50-50		
70	MD70-50			
95	MD95-50			

	WIRE END SLEEVES	
	Trapezoid crimping dies for wire end sleeve	
Cross section (mm ²)	Compr. width (mm)	Order No.
10	20	MTT10-50
16	20	MTT16-50
25	20	MTT25-50
35	20	MTT35-50
50	20	MTT50-50
70	20	MTT70-50
95	20	MTT95-50

For the compression dies of tool MP60-1 Opening Spring (Order ref. OEF1) is also required


CRIMPING DIES - SERIES 50 - SERIES 60-1/3


		Oval crimping dies for the compression of compression dead-ends and oval connectors according to DIN 48217 and H branch terminals			
		Dead end clamps and oval connectors			H-Clamp
Cross section (mm ²)	Compr. width (mm)	Copper Order No.	Aluminium Order No.	Steel Order No.	Copper Order No.
6RE*	5	M07-50			
6	5				M010-50
10	5				
10RE*	5	M08-50	M010-50		
10RM**	5	M010-50			
16RE*	5				
16	5	M012-50	M012-50		M016-50
25	5	M016-50	M016-50		M018-50
35	5	M018-50	M018-50	M018-50	M021-50
50	5	M020-50	M020-50	M020-50	
70	5	M022-50	M022-50	M022-50	
95	5	M024-50	M024-50		
120	5		M026-50		

		NOTCH CONNECTOR		
		Oval crimping dies for notch connector		
Cross section (mm ²)	Cu-Conductor Order No.	Al-Conductor Order No.	Al-Steel-rope Order No.	
10	MK010-50CU			
16	MK016-50CU			
25	MK025-50CU	MK025-50AL		
35/6			MK035/6-50	
35	MK035-50CU	MK035-50AL		
50	MK050-50CU	MK050-50AL		
50/8			MK050/8-50	
50/30			MK050/30-50	
70	MK070-50CU	MK070-50AL		
70/12			MK070/12-50	
95	MK095-50CU	MK095-50AL		
120	MK0120-50CU	MK0120-50AL		

* RE round solid
** RM round multi-stranded

CRIMPING DIES - SERIES 50 - SERIES 60-1/3

		Round dies to round off copper and aluminium sector shaped conductor	
		Type	
Cross section (mm ²)	Compr. width (mm)	SE*	SM**
		Order No.	Order No.
10	20		MR4,1-50
16	20		MR5,1-50
25	20		MR6,3-50
35	20	MR6,3-50	MR7,5-50
50	20	MR7,5-50	MR9,0-50
70	20	MR9,0-50	MR10,5-50
95	20	MR10,5-50	MR12,5-50
120	20	MR12,5-50	MR14,0-50
150	20	MR14,0-50	MR15,7-50
185	20	MR15,7-50	MR17,5-50
240	20	MR17,5-50	MR20,2-50
300°	20	MR20,2-50°	

		STRIP OFF ACSR
		Strip off Aluminium part of ACSR cables***
Cross section (mm ²)	Order No.	
25/4	AL-ST25/4-50	
35/6	AL-ST35/6-50	
50/8	AL-ST50/8-50	
70/12	AL-ST70/12-50	
95/15	AL-ST95/15-50	
120/20	AL-ST120/20-50	



Adapter for Crimping Dies 45 kN

Allows use of all dies for the tool 45kN on models HP50, HP60-3, PP60-1 and AP60-1

Description	Order No.	For Dies	Weight
Adapter	AD50-45	45 kN	50 g



Plastic case – KKPE-45-50

Plastic Case for Crimping Dies

Description	Order No.	Dimensions	Weight
Case for dies 45kN-60kN	KKPE-45-50	250 x 170 x 50 mm	200 g


* SE sector solid
 ** SM sector multi-stranded
 *** depending on type and size of joining accessories
 ° not for HP50


CRIMPING DIES - SERIES 60-2/4





	DIN STANDARD						STANDARD TYPE	
	Hexagon crimping dies according to DIN 48083						Hexagon crimping dies for standard type cable shoes and connectors	
	Copper			Aluminium			Copper	
Cross section (mm ²)	Code No.	Compr. width (mm)	Order No.	Code No.	Compr. width (mm)	Order No.	Compr. width (mm)	Order No.
6	5	5	MK5-CK				5	MH6-CK
10	6	5	MK6-CK	10	7	MK10B-CK	5	MH10-CK
16	8	5	MK8-CK	12	7	MK12B-CK	5	MH16-CK
25	10	5	MK10-CK				5	MH25-CK
35	12	5	MK12-CK	14	7	MK14B-CK	5	MH35-CK
50	14	5	MK14-CK	16	7	MK16B-CK	5	MH50-CK
70	16	5	MK16-CK	18	7	MK18B-CK	5	MH70-CK
95	18	5	MK18-CK	22	7	MK22B-CK	5	MH95-CK
120	20	5	MK20-CK				5	MH120-CK
150	22	5	MK22-CK	25	7	MK25B-CK	5	MH150-CK
185	25	5	MK25-CK	28	7	MK28B-CK	5	MH185-CK
240	28	5	MK28-CK	32	7	MK32B-CK	5	MH240-CK
300	32	5	MK32-CK	34	5	MK34B-CK	5	MH300-CK

Dies for full tension and Aluminium-Steel, ACSR available on request

	TERMINALS	FINE WIRE
	Order No.	Order No.
Cross section (mm ²)		
10	MD10-CK	MDF10-CK
16	MD16-CK	MDF16-CK
25	MD25-CK	MDF25-CK
35	MD35-CK	MDF35-CK
50	MD50-CK	MDF50-CK
70	MD70-CK	MDF70-CK

	WIRE END SLEEVES	
	Compr. width (mm)	Order No.
Cross section (mm ²)		
10	20	MTT10-CK
16	20	MTT16-CK
25	20	MTT25-CK
35	20	MTT35-CK
50	20	MTT50-CK
70	20	MTT70-CK
95	20	MTT95-CK
120	20	MTT120-CK
150	20	MTT150-CK
185	20	MTT185-CK
240	20	MTT240-CK

	NOTCH CONNECTOR		
	Oval crimping dies for notch connector		
Cross section (mm ²)	Cu-Conductor	Al-Conductor	Al-Steel-rope
	Order No.	Order No.	Order No.
10	MK010-CK-CU		
16	MK016-CK-CU		
25	MK025-CK-CU	MK025-CK-AL	
35	MK035-CK-CU	MK035-CK-AL	
50	MK050-CK-CU	MK050-CK-AL	
50/8			MK050/8-CK
50/30			MK050/30-CK
70	MK070-CK-CU	MK070-CK-AL	
70/12			MK070/12-CK
95/15			MK095/15-CK

		Round dies to round off copper and aluminium sector shaped conductor	
		Type	
Cross section (mm ²)	Compr. width (mm)	SE*	SM**
		Order No.	Order No.
10	20		MR4,1-CK
16	20		MR5,1-CK
25	20		MR6,3-CK
35	20	MR6,3-CK	MR7,5-CK
50	20	MR7,5-CK	MR9,0-CK
70	20	MR9,0-CK	MR10,5-CK
95	20	MR10,5-CK	MR12,5-CK
120	20	MR12,5-CK	MR14,0-CK
150	20	MR14,0-CK	MR15,7-CK
185	20	MR15,7-CK	MR17,5-CK
240	20	MR17,5-CK	MR20,2-CK
300	20	MR20,2-CK	



plastic case – KKPE-C-CK


Plastic Case for Crimping Dies

Description	Order No.	Dimensions	Weight
Case for 24 crimping dies for 60kN	KKPE-C-CK	410 x 360 x 110 mm	1,4 kg


* SE sector solid
 ** SM sector multi-stranded


CRIMPING DIES - SERIES 130





	DIN STANDARD						STANDARD TYPE	
	Hexagon crimping dies according to DIN 48083						Hexagon crimping dies for standard type cable shoes and connectors	
	Copper			Aluminium			Copper	
Cross section (mm ²)	Code No.	Compr. width (mm)	Order No.	Code No.	Compr. width (mm)	Order No.	Compr. width (mm)	Order No.
10	6	5	MK6-C				8	MH10-C
16	8	14	MK8-C	12	14	MK12-C	8	MH16-C
25	10	14	MK10-C				10	MH25-C
35	12	14	MK12-C	14	14	MK14-C	14	MH35-C
50	14	14	MK14-C	16	14	MK16-C	14	MH50-C
70	16	14	MK16-C	18	14	MK18-C	14	MH70-C
95	18	14	MK18-C	22	14	MK22-C	14	MH95-C
120	20	14	MK20-C				14	MH120-C
150	22	14	MK22-C	25	14	MK25-C	14	MH150-C
185	25	14	MK25-C	28	14	MK28L-C	14	MH185-C
240	28	7	MK28-C	32	17	MK32L-C	14	MH240-C
300	32	7	MK32-C	34	17	MK34L-C	7	MH300-C
400							7	MH400-C


Dies for full tension and Aluminium-Steel, ACSR available on request

	BRITISH standard		ITALIAN type	
	Hexagon crimping dies according British Standard or equivalent.		Hexagon crimping dies according Italian Type or equivalent.	
	Copper		Copper	
Cross section (mm ²)	Compr. width (mm)	Order No.	Compr. width (mm)	Order No.
10	10	BS10-C	7	U13-K07M
16	10	BS16-C	7	U13-K08M
25	10	BS25-C	12	U13-K10M
35	14	BS35-C	12	U13-K11M
50	14	BS50-C	12	U13-K13M
70	16	BS70-C	12	U13-K14
95	16	BS95-C	12	U13-K17M
120	16	BS120-C	12	U13-K18
150	16	BS150-C	12	U13-K20D
185	16	BS185-C	14	U13-K22D
240	14	BS240-C	14	U13-K25M
300	7	BS300-C	7	U13-K28D
400	7	BS400-C	7	U13-K34D


		TERMINALS	FINE WIRE
		Indent crimping dies for - terminals DIN 46234 - pin terminals DIN 46230 - solderless conn. DIN 46341	Indent crimping dies for fine wire conductors
Cross section (mm ²)	Order No.	Order No.	Order No.
16	MD16-C	MDF16-C	
25	MD25-C	MDF25-C	
35	MD35-C	MDF35-C	
50	MD50-C	MDF50-C	
70	MD70-C	MDF70-C	
95	MD95-C	MDF95-C	
120	MD120-C	MDF120-C	
150	MD150-C	MDF150-C	


		WIRE END SLEEVES	
		Trapezoid crimping dies for wire end sleeve	
Cross section (mm ²)	Compr. width (mm)	Order No.	Order No.
16	20	MTT16-C	
25	20	MTT25-C	
35	20	MTT35-C	
50	26	MTT50-C	
70	26	MTT70-C	
95	26	MTT95-C	
120	26	MTT120-C	
150	26	MTT150-C	
185	26	MTT185-C	
240	26	MTT240-C	

		Oval crimping dies for the compression of compression dead-ends and oval connectors according to DIN 48217 and H branch terminals			
		Dead end clamps and oval connectors			H-Clamp
		Copper	Aluminium	Steel	Copper
Cross section (mm ²)	Compr. width (mm)	Order No.	Order No.	Order No.	Order No.
10	5	M010-C	M010-C		
16	5	M012-C	M012-C		M016-C
25	5	M016-C	M016-C		M018-C
35	5	M018-C	M018-C	M018-C	M021-C
50	5	M020-C	M020-C	M020-C	
70	5	M022-C	M022-C	M022-C	
95	5	M024-C	M024-C	M025-C	
120	5	M026-C	M026-C		

		H BRANCH TERMINALS	TWIN CABLE LUGS	
		Oval crimping dies for H branch terminals	Oval crimping dies for twin cable lugs	
Cross section (mm ²)	Compr. width (mm)	Order No.	Compr. width (mm)	Order No.
2 x 50	30	MRH22-C	12	MRD22-C
2 x 70	30	MRH26-C	12	MRD24-C
2 x 95	30	MRH30-C	12	MRD29-C
2 x 120	30	MRD32-C	12	MRD32-C

CRIMPING DIES - SERIES 130

		C CONNECTORS Oval crimping dies for copper C connectors for Italian type or equivalent
Cross section (mm ²)		Order No.
Run	Tap	
10	10 ÷ 1,5	U13-DC10
16	16 ÷ 1,5	U13-DC25
25 ÷ 16	10 ÷ 1,5	
25	25 ÷ 16	
40 ÷ 35	16 ÷ 1,5	
40 ÷ 35	40 ÷ 25	U13-DC35
50	25 ÷ 10	
70 ÷ 63	25 ÷ 1,5	
50	25 ÷ 4	U13-DC70
50	50 ÷ 35	
70 ÷ 50	40 ÷ 4	
70 ÷ 50	70 ÷ 35	
100 ÷ 95	40 ÷ 4	U13-DC95
100 ÷ 95	70 ÷ 40	
100 ÷ 95	100 ÷ 63	
125 ÷ 110	125 ÷ 25	U13-DC185
160 ÷ 150	125 ÷ 25	
150	150 ÷ 63	
185	100 ÷ 16	

		Round dies to round off copper and aluminium sector shaped conductor	
Cross section (mm ²)	Compr. width (mm)	Type	
		SE	SM
Order No.	Order No.	Order No.	Order No.
10	35		MR4,1-C
16	35		MR5,1-C
25	35	MR5,1-C	MR6,3-C
35	35	MR6,3-C	MR7,5-C
50	35	MR7,5-C	MR9,0-C
70	35	MR9,0-C	MR10,5-C
95	35	MR10,5-C	MR12,5-C
120	35	MR12,5-C	MR14,0-C
150	35	MR14,0-C	MR15,7-C
185	35	MR15,7-C	MR17,5-C
240	35	MR17,5-C	MR20,2-C
300	35	MR20,2-C	MR22,5-C

		STRIP OFF ACSR Strip off Aluminium part of ACSR cables***
Cross section (mm ²)	Order No.	
50/8	AL-ST 50/8-C	
50/30	AL-ST 50/30-C	
70/12	AL-ST 70/12-C	
95/15	AL-ST 95/15-C	
95/55	AL-ST 95/55-C	
120/20	AL-ST 120/20-C	
150/25	AL-ST 150/25-C	
170/40	AL-ST 170/40-C	
185/30	AL-ST 185/30-C	
210/35	AL-ST 210/35-C	
240/40	AL-ST 240/40-C	
265/35	AL-ST 265/35-C	



plastic case – KKPE-C-CK



plastic case – KKPE-TN

Plastic Cases For Crimping Dies

Description	Order No.	Dimensions	Weight
Case for 24 crimping dies for 130kN	KKPE-C-CK	410 x 360 x 110 mm	1,4 kg
Case for deep indent dies	KKPE-TN	410 x 360 x 110 mm	1,4 kg

* SE sector solid


** SM sector multi-stranded

*** depending on type and size of joining accessories


SERIES 230




PP230


	DIN STANDARD						STANDARD TYPE	
	Hexagon crimping dies according to DIN 48083						Hexagon crimping dies for standard type cable shoes and connectors	
	Copper			Aluminium			Copper	
Cross section (mm ²)	Code No.	Compr. width (mm)	Order No.	Code No.	Compr. width (mm)	Order No.	Compr. width (mm)	Order No.
16				12	14	MK12-230		
25	10	14	MK10-230					
35	12	14	MK12-230	14	14	MK14-230		
50	14	14	MK14-230	16	14	MK16-230		
70	16	14	MK16-230	18	12	MK18-230		
95	18	12	MK18-230	22	40	MK22B-230		
120	20	14	MK20-230				14	MH120-230
150	22	14	MK22-230	25	40	MK25B-230	14	MH150-230
185	25	14	MK25-230	28	40	MK28B-230	14	MH185-230
240	28	14	MK28-230	32	25	MK32B-230	17	MH240-230
300	32	17	MK32-230	34	25	MK34B-230	17	MH300-230
400	38	17	MK38-230	38	25	MK38B-230	17	MH400-230
500	42	17	MK42-230	44	17	MK44-230	17	MH500-230
630	44	17	MK44-230	46	25	MK24B-230	17	MH625-230

Dies for full tension and Aluminium-Steel, ACSR available on request

	FINE WIRE
Cross section (mm ²)	Order No.
120	MDF120-230
150	MDF150-230
185	MDF185-230
240	MDF240-230
300	MDF300-230

CRIMPING DIES - SERIES 230

 Cross section (mm ²)	H BRANCH TERMINALS		TWIN CABLE LUGS	
	Oval crimping dies for H branch terminals		Oval crimping dies for twin cable lugs	
	Compr. width (mm)	Order No.	Compr. width (mm)	Order No.
2 x 50	40	MRH22-230	40	MRD22-230
2 x 70	40	MRH26-230	40	MRD24-230
2 x 95	40	MRH30-230	40	MRD29-230
2 x 120	40	MRH32-230	40	MRD32-230
2 x 150	40	MRH34-230		

 Cross section (mm ²)	NOTCH CONNECTOR		
	Oval crimping dies for notch connector		
	Cu-Conductor	Al-Conductor	Al-Steel-rope
	Order No.	Order No.	Order No.
10	MK010-230-CU		
16	MK016-230-CU		
25	MK025-230-CU	MK025-230-AL	
35	MK035-230-CU	MK035-230-AL	
50	MK050-230-CU	MK050-230-AL	
50/8			MK050/8-230
50/30			MK050/30-230
70	MK070-230-CU	MK070-230-AL	
70/12			MK070/12-230
95	MK095-230-CU	MK095-230-AL	
95/15			MK095/15-230
120	MK0120-230-CU	MK0120-230-AL	
120/21			MK0120/21-230
125/30			MK0125/30-230
150	MK0150-230-CU	MK0150-230-AL	
150/25			MK0150/25-230
185		MK0185-230-AL	
185/32			MK0185/32-230
240		MK0240-230-AL	
210/36			MK0210/36-230
210/50			MK0210/50-230
240/40			MK0240/40-230



Adapter for Crimping Dies 130 kN


Allows use of all dies (C-form) for the tool 130kN (page 66 ff.) on model PP230

Description	Order No.	For Dies	Weight
Adapter	AD230-130	130 kN	0,82 kg

SERIES 520



PP520

		DIN STANDARD				
		Hexagon crimping dies according to DIN 48083				
Cross section (mm ²)	Copper cable lugs (DIN 46235) - connectors (DIN 46267, part 1)			Aluminium cable lugs (DIN 46239) - connectors (DIN 46267, part 2)		
	Code No.	Compr. width (mm)	Order No.	Code No.	Compr. width (mm)	Order No.
16				12	14	MK12-520
25						
35	12	14	MK12-520	14	14	MK14-520
50	14	14	MK14-520	16	14	MK16-520
70	16	14	MK16-520	18	14	MK18-520
95	18	14	MK18-520	22	40	MK22B-520
120	20	14	MK20-520			
150	22	14	MK22-520	25	40	MK25B-520
185	25	14	MK25-520	28	40	MK28B-520
240	28	14	MK28-520	32	40	MK32B-520
300	32	17	MK32-520	34	40	MK34B-520
400	38	17	MK38-520	38	40	MK38B-520
500	42	17	MK42-520	44	40	MK44B-520
630	44	17	MK44-520	52	40	MK52B-520
800	52	25	MK52-520	58	25	MK58-520
1000	58	25	MK58-520	60	25	MK60-520

Dies for full tension and Aluminium-Steel, ACSR available on request



Adapter for Crimping Dies 130 kN

Allows use of all dies (C-form) for the tool 130kN (page 66 ff.) on model PP520

Description	Order No.	For Dies	Weight
Adapter	AD520-130	130 kN	1,78 kg

CRIMPING DIES - SERIES 600

SERIES 600



PP600



DIN STANDARD

Hexagon crimping dies according to DIN 48083

Copper

cable lugs (DIN 46235) - connectors (DIN 46267, part 1)

Aluminium


cable lugs (DIN 46239 - connectors (DIN 46267, part 2)

Cross section (mm ²)	Copper			Aluminium		
	Code No.	Compr. width (mm)	Order No.	Code No.	Compr. width (mm)	Order No.
16				12	14	MK12-600
25	10	14	MK10-600			
35	12	14	MK12-600	14	14	MK14-600
50	14	14	MK14-600	16	14	MK16-600
70	16	14	MK16-600	18	14	MK18-600
95	18	14	MK18-600	22	40	MK22B-600
120	20	14	MK20-600			
150	22	14	MK22-600	25	40	MK25B-600
185	25	14	MK25-600	28	40	MK28B-600
240	28	14	MK28-600	32	40	MK32B-600
300	32	17	MK32-600	34	40	MK34B-600
400	38	17	MK38-600	38	40	MK38B-600
500	42	17	MK42-600	44	40	MK44B-600
630	44	17	MK44-600	52	40	MK52B-600
800	52	25	MK52-600	58	25	MK58-600
1000	58	25	MK58-600	60	25	MK60-600
1200	60	25	MK60-600			
1600	70	25	MK70-600			

Dies for full tension and Aluminium-Steel, ACSR available on request



Power Rail Work Station



BLS120 – Power Rail Work Station

Designed to bend, perforate, cut and bend bus bars in copper or aluminium up to 120 x 12 mm. The work station must be combined with a hydraulic pump (Maximum pressure 700bar/70MPa). (pages 89 - 94)

Technical Characteristics:

- Sturdy and compact, suitable for use in workshops and on construction sites
- Composed of a base unit and a variety of work tools, interchangeable depending on the task being performed
- Simple and quick tool changing
- The electrical proximity switch guarantees 100% bending repeatability
- The work bench adjusts in height with a side stop to make holes without tracing and measuring
- Quick automatic-lock connection of hydraulics and undetachable dust cap
- Cutting tool for clean burr-free cuts by special shape of the blade
- Exact dimensional bending of bow in one operation
- Perforates and cuts laminated power rails and earthing strips
- Quick automatic-lock connection of hydraulics and undetachable dust cap
- Force generated: 185 kN
- Operating pressure: 700 bar (70 MPa)
- Bus bar width: up to 120 mm
- Bus bar thickness: up to 12 mm

Description	Order No.	Dimensions	Weight
Power rail work station	BLS-120	480 x 500 x 360 mm	ca. 50 kg

Accessories:

Bending punch	Bending radius	Bending angle	Back-bending punch
BLS-R5	R5 mm	up to 110°	BLS-M
BLS-R8	R8 mm	up to 110°	BLS-M
BLS-R10	R10 mm	up to 110°	BLS-M
BLS-R20	R20 mm	up to 110°	BLS-M


Attention: The necessary bending female die BLS-M must be ordered separately

Description	Order No.	Power Rail dimensions
Bending female die	BLS-M	up to 120 x 12 mm


Description	Order No.	Power Rail dimensions
Cutting tool for massive power rails	BLS-S	up to 120 x 12 mm

Description	Order No.	Power Rail dimensions
Cutting tool for laminated power rails	BLS-SL	up to 120 x 12 mm

Description	Order No.	Power Rail dimensions
Offset Shaping Tool	BLS-K	up to 120 x 12 mm



ELECTRIC BUS BAR PROCESSING UNIT



Technical Characteristics:

- For solid and laminated bus bars
- Perforation near the isolation possible (min. 5 mm) by step in the tool
- Round hole: \varnothing 6.5 to 21.0 mm
- Longitudinal slot: 6.5 x 13 to 17 x 20 mm

Description	Order No.	Power Rail dimensions
Perforation tool IV for laminated and solid rails	BLS-L4	up to 120 x 12 mm

Description	\varnothing	Female die	Punch	Stripper
Round hole punch and female dies for laminated and solid bus bars	6,5 mm	LS4R06,5M	LS4R06,5S	LS4R06,5N
	7,0 mm	LS4R07,0M	LS4R07,0S	LS4R07,0N
	8,5 mm	LS4R08,5M	LS4R08,5S	LS4R08,5N
	9,0 mm	LS4R09,0M	LS4R09,0S	LS4R09,0N
	10,0 mm	LS4R10,0M	LS4R10,0S	LS4R10,0N
	10,5 mm	LS4R10,5M	LS4R10,5S	LS4R10,5N
	11,0 mm	LS4R11,0M	LS4R11,0S	LS4R11,0N
	12,0 mm	LS4R12,0M	LS4R12,0S	LS4R12,0N
	13,0 mm	LS4R13,0M	LS4R13,0S	LS4R13,0N
	14,0 mm	LS4R14,0M	LS4R14,0S	LS4R14,0N
	14,5 mm	LS4R14,5M	LS4R14,5S	LS4R14,5N
	15,0 mm	LS4R15,0M	LS4R15,0S	LS4R15,0N
	17,0 mm	LS4R17,0M	LS4R17,0S	LS4R17,0N
	18,0 mm	LS4R18,0M	LS4R18,0S	LS4R18,0N
19,0 mm	LS4R19,0M	LS4R19,0S	LS4R19,0N	
21,0 mm	LS4R21,0M	LS4R21,0S	LS4R21,0N	

Description	\varnothing	Female die	Punch	Stripper
Round hole punch and female dies for laminated and solid bus bars	6,5x13,0	LS4L06,5x13,0M	LS4L06,5x13,0S	LS4L06,5x13,0N
	10,5x13,0	LS4L10,5x13,0M	LS4L10,5x13,0S	LS4L10,5x13,0N
	8,5x16,0	LS4L08,5x16,0M	LS4L08,5x16,0S	LS4L08,5x16,0N
	6,5x21,0	LS4L06,5x21,0M	LS4L06,5x21,0S	LS4L06,5x21,0N
	8,0x20,0	LS4L08,0x20,0M	LS4L08,0x20,0S	LS4L08,0x20,0N
	9,0x20,0	LS4L09,0x20,0M	LS4L09,0x20,0S	LS4L09,0x20,0N
	13,0x20,0	LS4L13,0x17,0M	LS4L13,0x17,0S	LS4L13,0x17,0N
	11,0x20,0	LS4L11,0x20,0M	LS4L11,0x20,0S	LS4L11,0x20,0N
	13,0x20,0	LS4L13,0x20,0M	LS4L13,0x20,0S	LS4L13,0x20,0N
	14,0x20,0	LS4L14,0x20,0M	LS4L14,0x20,0S	LS4L14,0x20,0N
	17,0x20,0	LS4L17,0x20,0M	LS4L17,0x20,0S	LS4L17,0x20,0N

Optional Accessories:

Description	Order No.	Dimensions	Weight
Trolley for BLS	BLS-W	800 x 500 x 750 mm	ca. 45 kg
Trestle for BLS	BLS-B	800 x 440 mm	ca. 5 kg
Plastic case for BLS	AC-BLS-WZG	-	-
Spray Metaflux	SPRAY-M	400 ml	ca. 450 g



Plastic case for BLS Tools (Accessories)



Spray for cutting and punching



Trolley/Trestle for positioning the Bus Bar Work Station on ergonomic altitude



LSK120 – Hydraulic Punching Head

Designed to punch bus bars rails (dimensions up to 120 x 12mm) made of copper, aluminium or steel with tensile strength up to 470N/mm². The Hydraulic Punching Head must be combined with a hydraulic pump (Maximum pressure 700bar/70MPa). (pages 91 - 98)

Technical Characteristics:

- Strong and compact structure
- "C" Head for easy positioning of the power rails.
- Easy insertion of inserts (die and punch)
- Also useable on mounted bus bars without disassembly
- Quick automatic-lock connection and undetachable dust cap
- Centrally punched holes in bars up to 120 mm wide
- Functional range for the following bars:

12 mm Cu/Al	max. Ø 21,0 mm
8 mm steel	max. Ø 21,0 mm
9 mm steel	max. Ø 19,5 mm
12 mm steel	max. Ø 14,0 mm
- Punching force: 218 kN
- Operating pressure: 700 bar (70 MPa)*
*depends on the hydraulic pump.

Description	Order No.	Dimensions	Weight
Hydraulic Punching Head	LSK120	234 x 174 x 88 mm	ca. 9,3 kg
Rigid case	KKLSK120	400 x 365 x 135 mm	ca. 1,8 kg



Description	Diameter	Punch	Stripper
Round hole punch and female dies for solid rails	6,0 mm	LSR06,0M	LSR06,0S
	6,5 mm	LSR06,5M	LSR06,5S
	7,0 mm	LSR07,0M	LSR07,0S
	8,0 mm	LSR08,0M	LSR08,0S
	8,5 mm	LSR08,5M	LSR08,5S
	9,0 mm	LSR09,0M	LSR09,0S
	10,0 mm	LSR10,0M	LSR10,0S
	10,5 mm	LSR10,5M	LSR10,5S
	11,0 mm	LSR11,0M	LSR11,0S
	12,0 mm	LSR12,0M	LSR12,0S
	12,5 mm	LSR12,5M	LSR12,5S
	13,0 mm	LSR13,0M	LSR13,0S
	13,5 mm	LSR13,5M	LSR13,5S
	14,0 mm	LSR14,0M	LSR14,0S
	14,5 mm	LSR14,5M	LSR14,5S
	15,0 mm	LSR15,0M	LSR15,0S
	16,0 mm	LSR16,0M	LSR16,0S
	17,0 mm	LSR17,0M	LSR17,0S
18,0 mm	LSR18,0M	LSR18,0S	
18,5 mm	LSR18,5M	LSR18,5S	
19,0 mm	LSR19,0M	LSR19,0S	
19,5 mm	LSR19,5M	LSR19,5S	
20,0 mm	LSR20,0M	LSR20,0S	
21,0 mm	LSR21,0M	LSR21,0S	



Hydraulic Pumps

Series CP700

- **Small** - 205 x 290 x 190 mm
- **Light** - 4,5 kg
- **Powerful** - 700 bar / LP= 1,2 lit/min. / HP= 0,2 lit/min.

i-Drive

Several setting possibilities, selection through setting knob.

- hold function (top version only)
- pressure adjustment (top version only)
- selectable piston return

USB Port

Direct USB-port on the pump allows special settings and detailed reporting of your daily work

Comfort

Light, compact and robust structure

Reliable

Long lifetime, the first service assistance must be performed not before 20.000 cycles.

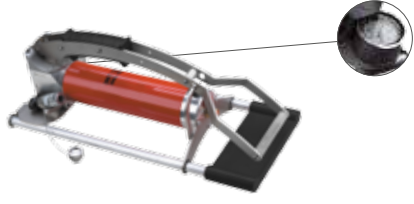







Powerful


Powerful replaceable 18V Li-Ion battery with own management controlled by the pump for max. safe and efficient working.

Resistance

Body completely made of polyamide reinforced with fibreglass, completely insulating and shock resistant.



	Pump	Operation	Set Equipment (Pump + ...)	
FPI70	 <p>FPI70</p>	Foot	<ul style="list-style-type: none"> • Metal case • Pressure gauge 	PAGE 92
FPI70S	 <p>FPI70S</p>	Foot	<ul style="list-style-type: none"> • Flexible hose 3m • Metal case • Pressure gauge 	PAGE 92
FPI70 EC	 <p>FPI70 EC</p>	Foot	<ul style="list-style-type: none"> • Metal case 	PAGE 92
FPI70S EC	 <p>FPI70S EC</p>	Foot	<ul style="list-style-type: none"> • Flexible hose 3m • Metal case 	PAGE 92
CP700	 <p>CP700</p>	Battery ↳ Main adapter available	<ul style="list-style-type: none"> • Battery and Charger • Flexible hose 1,5 m • Remote controle 1,5 m • USB-Cable • Nylon bag with shoulder strap 	PAGE 93
CP700EC	 <p>CP700EC</p>	Battery ↳ Main adapter available	<ul style="list-style-type: none"> • Battery and Charger • Flexible hose 1,5 m • Remote controle 1,5 m • USB-Cable • Nylon bag with shoulder strap 	PAGE 93
ANP24/220	 <p>ANP24/220</p>	Battery or Mains	<ul style="list-style-type: none"> • Remote controle 5 m • Power cord 3 m • Carrying shoulder strap 	PAGE 94
NP220	 <p>NP220</p>	Mains	<ul style="list-style-type: none"> • Remote controle 5 m • Power cord 3 m 	PAGE 94



FPI70




Pressure gauge and tilting coupling is standard on FPI70 and FPI70s model (not on models "-EC")



FPI70S



FPI70S EC



FPI70 EC

Hose to be ordered separately



Set FPI70

FPI70 / FPI70-EC – Foot Operated Hydraulic Pump

Designed to operate hydraulic tools up to 700bar (70MPa).

Technical Characteristics:

- Compact Dimensions
- Lightweight due to use of light alloys and corrosion-resistant materials
- Handy and stable due to a firm fitting pedal and sturdy non slip base
- Automatic two speed device (fast advancing under no-load and slow under load)
- Tilting system for coupler (not on models "-EC")
- Pressure monitoring by oil pressure gauge (not on models "-EC")
- Manual pressure release at any time
- High mounted quick release coupling with dust cap
- Operating pressure: 700 bar (70 MPa)
- Low pressure pump capacity: 18,3 cm³/corsa
- High pressure pump capacity: 2 cm³/corsa
- Oil quantity: 1200 ml
- Operating temperature: -20°C fino a +40°C

Tool dimensions:

- FPI70 570 x 230 x 209 mm
- FPI70S 570 x 230 x 209 mm
- FPI70 EC 545 x 212 x 198 mm
- FPI70S EC 545 x 212 x 198 mm

Tool weight:

- FPI70 9,6 kg
- FPI70S 10,9 kg
- FPI70 EC 9,6 kg
- FPI70S EC 10,3 kg

Description	Order No.	Dimensions	Weight
Set: Foot Pump	FPI70	650 x 240 x 220 mm	19 kg
Set: Foot Pump with flexible hose 3 m	FPI70S	650 x 240 x 220 mm	21 kg
Set: Foot Pump EC	FPI70 EC	650 x 240 x 220 mm	19 kg
Set: Foot Pump EC with flexible hose 3 m	FPI70S EC	750 x 300 x 220 mm	24 kg

Accessories see pages 95 - 96

On request special models with different operating-pressures up to a maximum of 850bar (85MPa).

Set Equipment FPI70:

- Foot operated pump with oil pressure gauge
- Metal case

Set Equipment FPI70S:

- Foot operated pump with oil pressure gauge
- Flexible hose 3 m
- Metal case

Set Equipment FPI70 EC:

- Foot operated pump
- Metal case

Set Equipment FPI70S EC:

- Foot operated pump
- Flexible hose 3 m
- Metal case



CP700EC

CP700 – Compact Hydraulic Pump with Accumulator

Designed to operate hydraulic tools up to 700bar (70MPa).

Technical Characteristics:

- Light, compact and robust structure
- Ergonomic design for right or left handers
- Optional transportation bag with pockets, with a shoulder strap or attached to a belt (optional)
- Manual or automatic return
- Rapid return of piston, thanks to high return capacity
- Free pressure calibration (only mod. CP700)
- Freely programmable pump (only mod. CP700)
- Preinstalled standard programs for cutting and crimping
- Maintenance program (only mod. CP700)
- Possibility to setting up maintenance times (only mod. CP700)
- Electronic sensor pressure control
- High performance lithium ion battery
- Charge indicator on the battery
- Double piston technology for rapid high pressure feed
- Flow range at low pressures < 100 bar: 1.2 lit./min.
- Flow range at pressures up to 700 bar: 0.2 lit./min.
- Operating pressure: 700 bar (70 MPa)
- Power: 200 W
- Battery voltage: 18,0 V DC
- Battery capacity: 3,0 Ah
- Range of use: -20°C / +55°C (integrated cooling system)
- Remote control (1.5 m) two buttons and LED indicator
- Possibility to attach the remote control unit to the apparatus, belt or shoulder strap with a clamp support, on buttons (Ø 18.7 mm) through a magnet on flat and rounded surfaces
- Anti-scratch and shock resistant display protection (only mod. CP700)
- Current and required pressure visible on display (only mod. CP700)
- Error indication
- Possibility of reading the curves on the pump (only mod. CP700) and on the PC
- Possibility of reading all the cycles and error indications by USB
- Including Software

Top Version CP700 (with display):

Standard Version CP700EC:



- Selectable piston return
- Hold function
- Free pressure calibration
- Patented cable cutting detection
- Installed cutting / crimping programmes
- Freely programmable
- Possibility of reading all cycles and error indications directly on the Pump and on the PC by USB

- Selectable piston return
- Patented cable cutting detection
- Installed cutting / crimping programmes
- Possibility of reading all cycles and error indications on the PC by USB

Tool dimensions: 290 x 190 x 205 mm
Tool weight: 4,5 kg

Description	Order No.	Dimensions	Weight
Set: Hydraulic pump	CP700	480 x 250 x 250 mm	7,7 kg
Set: Hydraulic pump	CP700EC	480 x 250 x 250 mm	7,7 kg

Accessories see pages 95 - 96

On request special models with different operating-pressures up to a maximum of 850bar (85MPa).

Set Equipment:

- Compact Hydraulic Pump
- Battery 18 V/3,0 Ah Li-Ion (RA11)
- Battery charger (LG8)
- Flexible high pressure hose – length 1,5 m
- Remote Control 1,5 m (CP-F)
- Shoulder strap (TG3)
- USB cable + Software
- Comfortable sturdy nylon bag

Application:



CE



ANP 24/220 – Combined Electro hydraulic Battery and Mains Pump

Designed to operate hydraulic tools up to 700bar (70MPa).

Technical Characteristics:

- Battery-operated or mains-operated
- High pump performance in 2 stages (fast and slow)
- Remote control push-button
- Manual pressure release at any time
- Automatic pressure release when maximum force is achieved
- Engine brake operates when pressure released
- Fitted battery charger with battery condition indicator
- Quick automatic-lock hydraulic connection and undetachable dustcap
- Compact design, light weight
- Pump capacity: 0,4 l/min - 0,7 l/min
- Mains voltage: 230 V (50/60 Hz)
- Cell Voltage: 2 x 12 V
- Motor rating: 360 W
- Protection class: IP43
- Operating temperature: -10°C fino a +40°C

Description	Order No.	Dimensions	Weight
Electro hydraulic battery	ANP24/220	550 x 350 x 180 mm	20 kg

Accessories see pages 95 - 96

On request special models with different mains voltage.

Set Equipment ANP24/220:

- electro-hydraulic battery-mains pump
- Remote control push button with 5m connecting cable
- Power cord 3m
- Carrying shoulder strap with shoulder pads

CE



NP220-1 and NP220-2 Mains Operated Hydraulic Pump

Designed to operate hydraulic tools up to 700bar (70MPa).

Technical Characteristics:

- Mains-operated
- High pump performance by 2 stages (fast and slow only NP220-2)
- High pump performance in application of large cross-sections and power rails processing
- Protection support
- Remote control push-button
- Oil check by external sensor
- Engine brake operates when pressure released
- Quick automatic-lock connection and undetachable dust cap
- Pump capacity: 0.6 l/min (NP220-1) 0.6 - 1.1 l/min (NP220-2)
- Mains voltage: 230 V (50/60 Hz)
- Motor rating: 750 W
- Protection class: IP54
- Operating temperature: -10°C fino a +40°C


Description	Order No.	Dimensions	Weight
Pump 1 stage	NP220-1	370 x 185 x 490 mm	25 kg
Pump 2 stage	NP220-2	370 x 185 x 490 mm	25 kg

Accessories see pages 95 - 96

On request special models (NP220-1; NP220-2) with different mains voltage.

Set Equipment:

- Mains-operated hydraulic pump – NP220-1 or NP220-2
- Remote control push-button with 5m connecting cable
- Power cord 3m



Flexible Hose

- Flexible High Pressure Hoses for connecting heads to pumps
- Cannot be used with insulated cable shears
- Quick male and female automatic locking connections mounted on the ends and with related protective plugs

Description	Order No.	Dimensions	Weight
Hose without armour	SCH1,5	1,5 m	0,60 kg
	SCH3	3 m	1,19 kg
	SCH5	5 m	1,45 kg
	SCH10	10 m	2,29 kg
Hose with armour	SCHA3	3 m	1,19 kg
	SCHA5	5 m	1,7 kg
	SCHA10	10 m	3,8 kg



Battery 24V – EA24-1



Batteria Li-Ion 18 V 3,0 Ah – RA11

Storage Battery for Hydraulic pump

Description	Order No.	Weight
Storage Battery for ANP24/220 (24V)ANP24/220)	EA24-1	4,5 kg
Storage Battery for CP700/CP700-EC (18V 3,0Ah)	RA11	0,7 kg



LG8

Fast Battery Charger (for pump CP700/CP700-EC)

Description	Order No.	Weight
Battery Charger 18 V (RA11)	LG8	0,7 kg
Vehicle battery charger (12 V source) - 18V	LGZ3	0,5 kg



Adapter (for CP700/CP700-EC and STILO45)

Description	Order No.	Weight
Adapter for mains operation 230 V - 18 V	NG3	0,8 kg



Voltage Transformer (for hydraulic pump ANP24/220)

- to power the hydraulic pump ANP24/220 from an external 12V-source

Description	Order No.	Weight
Voltage Transformer 12 V DC to 230 V AC (50/60Hz)	SW12/230	0,8 kg

ACCESSORIES



Remote Control (for pump CP700/CP700-EC)

Description	Order No.	Weight
Remote controle, 1,5 m	CP-F	150 g
Remote controle, 3 m	CP-F3	230 g
Remote controle, 5 m	CP-F5	320 g



Foot Operated Switch – FS01



Foot Operated Switch – FS02

Electric bus bar processing unitsw

Description	Order No.	Weight
Foot Operated Switch for ANP 24/220, NP 220 and BLS	FS01	1,6 kg
Foot Operated Switch for CP700 /CP700-EC	FS02	4,2 kg



Remote Control Extension Cable

- Extension cable for hand or foot operation

Description	Order No.	Weight
Remote Control Extension Cable, 5m	KABEL5	120 g



USB Cable (for CP700/CP700-EC)

Description	Order No.	Weight
USB Cable, 2 m	CP-USB	70 g



Bag for CP700 / CP700-EC – TTCP01



Accessory Bag – TTPZ01

Accessory Bags

- for hydraulic hose, storage battery and other accessories

Description	Order No.	Weight
Bag for CP700 / CP700-EC	TTCP01	1,2 kg
Accessory Bag for Hydraulic tools	TTPZ01	1,0 kg



Shoulder strap for ANP 24/220 – TG1



Shoulder strap for CP700 / CP700-EC – TG3

Strap

Description	Order No.	Weight
Shoulder strap for ANP 24/220	TG1	150 g
Shoulder strap for CP700 / CP700-EC	TG3	90 g

Order No	page	Order No	page	Order No	page	Order No	page	Order No	page
1102 160.....	9	AL-ST 240/40-C.....	80	HP50.....	54	LS4R08,5M.....	87	LSR14,0S.....	88
1601 3.....	8	AL-ST 265/35-C.....	80	HP60-3.....	56	LS4R08,5N.....	87	LSR14,5M.....	88
1602 160.....	9	ANP24/220.....	94	HP60-4.....	58	LS4R08,5S.....	87	LSR14,5S.....	88
1602 200.....	10	AP60-1.....	57	HPI130-C.....	60	LS4R09,0M.....	87	LSR15,0M.....	88
1603 1.....	9	AP60-2.....	59	HPI130-C2.....	62	LS4R09,0N.....	87	LSR15,0S.....	88
1605 032.....	10	AP130-C.....	61	HPI130-H.....	64	LS4R09,0S.....	87	LSR16,0M.....	88
1605 054.....	10	AP130-C2.....	63	HS25.....	18	LS4R10,0M.....	87	LSR16,0S.....	88
1606 054.....	10	AP130-H.....	65	HSI45.....	22	LS4R10,0N.....	87	LSR17,0M.....	88
1607 054.....	10	AS25.....	19	HSI50.....	24	LS4R10,0S.....	87	LSR17,0S.....	88
1608 032.....	11	AS45.....	23	HSI85.....	28	LS4R10,5M.....	87	LSR18,0M.....	88
1621 032.....	11	AS50.....	25	KABEL5.....	96	LS4R10,5N.....	87	LSR18,0S.....	88
1623 032.....	11	AS65.....	27	KKLSK120.....	88	LS4R10,5S.....	87	LSR18,5M.....	88
2503 101.....	44	AS85.....	29	KKPE-45-50.....	70	LS4R11,0M.....	87	LSR18,5S.....	88
2503 102.....	44	AS95.....	31	KKPE-45-50.....	72	LS4R11,0N.....	87	LSR19,0M.....	88
2503 103.....	44	AS120-2.....	33	KKPE-45-50.....	75	LS4R11,0S.....	87	LSR19,0S.....	88
2503 201.....	44	AV3910.....	9	KKPE-C-CK.....	70	LS4R12,0M.....	87	LSR19,5M.....	88
2515 22.....	11	AV3911.....	9	KKPE-C-CK.....	77	LS4R12,0N.....	87	LSR19,5S.....	88
2515 25.....	11	BLS-120.....	86	KKPE-C-CK.....	80	LS4R12,0S.....	87	LSR20,0M.....	88
2532 60.....	12	BLS-B.....	87	KKPE-TN.....	70	LS4R13,0M.....	87	LSR20,0S.....	88
2537 60.....	12	BLS-K.....	86	KKPE-TN.....	80	LS4R13,0N.....	87	LSR21,0M.....	88
2750 47.....	13	BLS-L4.....	87	KKPP130-TN.....	70	LS4R13,0S.....	87	LSR21,0S.....	88
2750 62.....	13	BLS-M.....	86	LG7.....	35	LS4R14,0M.....	87	MD10-50.....	73
2750 77.....	13	BLS-R5.....	86	LG7.....	70	LS4R14,0N.....	87	MD10-CK.....	76
2750 92.....	13	BLS-R8.....	86	LG8.....	35	LS4R14,0S.....	87	MD16-50.....	73
2751 07.....	13	BLS-R10.....	86	LG8.....	70	LS4R14,5M.....	87	MD16-C.....	79
2752 46.....	13	BLS-R20.....	86	LG8.....	95	LS4R14,5N.....	87	MD16-CK.....	76
2752 61.....	13	BLS-S.....	86	LGZ2.....	35	LS4R14,5S.....	87	MD25-50.....	73
2752 76.....	13	BLS-SL.....	86	LGZ2.....	70	LS4R15,0M.....	87	MD25-C.....	79
2752 91.....	13	BLS-W.....	87	LGZ3.....	35	LS4R15,0N.....	87	MD25-CK.....	76
2752 95.....	13	BS10-C.....	78	LGZ3.....	70	LS4R15,0S.....	87	MD35-50.....	73
2773 46.....	12	BS16-C.....	78	LGZ3.....	95	LS4R17,0M.....	87	MD35-C.....	79
2773 60.....	13	BS25-C.....	78	LS4L06,5x13,0M.....	87	LS4R17,0N.....	87	MD35-CK.....	76
2773 61.....	12	BS35-C.....	78	LS4L06,5x13,0N.....	87	LS4R17,0S.....	87	MD50-50.....	73
2773 80.....	12	BS50-C.....	78	LS4L06,5x13,0S.....	87	LS4R18,0M.....	87	MD50-C.....	79
2774 46.....	13	BS70-C.....	78	LS4L06,5x21,0M.....	87	LS4R18,0N.....	87	MD50-CK.....	76
2778 46.....	13	BS95-C.....	78	LS4L06,5x21,0N.....	87	LS4R18,0S.....	87	MD70-50.....	73
2778 60.....	13	BS120-C.....	78	LS4L06,5x21,0S.....	87	LS4R19,0M.....	87	MD70-C.....	79
2779 46.....	12	BS150-C.....	78	LS4L08,0x20,0M.....	87	LS4R19,0N.....	87	MD70-CK.....	76
2779 61.....	12	BS185-C.....	78	LS4L08,0x20,0N.....	87	LS4R19,0S.....	87	MD95-50.....	73
2779 80.....	12	BS240-C.....	78	LS4L08,0x20,0S.....	87	LS4R21,0M.....	87	MD95-C.....	79
4210 00.....	14	BS300-C.....	78	LS4L08,5x16,0M.....	87	LS4R21,0N.....	87	MD120-C.....	79
4210 16.....	14	BS400-C.....	78	LS4L08,5x16,0N.....	87	LS4R21,0S.....	87	MD150-C.....	79
4219 20.....	14	CP700.....	93	LS4L08,5x16,0S.....	87	LSK120.....	88	MDF10-50.....	73
4242 00.....	14	CP700EC.....	93	LS4L09,0x20,0M.....	87	LSR06,0M.....	88	MDF10-CK.....	76
4243 00.....	14	CP-F.....	96	LS4L09,0x20,0N.....	87	LSR06,0S.....	88	MDF16-50.....	73
4303 02.....	14	CP-F3.....	96	LS4L09,0x20,0S.....	87	LSR06,5M.....	88	MDF16-C.....	79
4308 01.....	14	CP-F5.....	96	LS4L10,5x13,0M.....	87	LSR06,5S.....	88	MDF16-CK.....	76
4308 05.....	14	CP-USB.....	96	LS4L10,5x13,0N.....	87	LSR07,0M.....	88	MDF25-50.....	73
4330 10.....	14	EA24-1.....	95	LS4L10,5x13,0S.....	87	LSR07,0S.....	88	MDF25-C.....	79
16020-F1.....	8	FPI70.....	92	LS4L11,0x20,0M.....	87	LSR08,0M.....	88	MDF25-CK.....	76
AC-BLS-WZG.....	87	FPI70 EC.....	92	LS4L11,0x20,0N.....	87	LSR08,0S.....	88	MDF35-50.....	73
AD50-45.....	75	FPI70S.....	92	LS4L11,0x20,0S.....	87	LSR08,5M.....	88	MDF35-C.....	79
AD230-130.....	82	FPI70S EC.....	92	LS4L13,0x17,0M.....	87	LSR08,5S.....	88	MDF35-CK.....	76
AD520-130.....	83	FS01.....	96	LS4L13,0x17,0N.....	87	LSR09,0M.....	88	MDF50-50.....	73
AL-ST25/4-50.....	75	FS02.....	96	LS4L13,0x17,0S.....	87	LSR09,0S.....	88	MDF50-C.....	79
AL-ST35/6-50.....	75	GM85.....	28	LS4L13,0x20,0M.....	87	LSR10,0M.....	88	MDF50-CK.....	76
AL-ST50/8-50.....	75	GM85.....	29	LS4L13,0x20,0N.....	87	LSR10,0S.....	88	MDF70-C.....	79
AL-ST 50/8-C.....	80	GMPS25.....	18	LS4L13,0x20,0S.....	87	LSR10,5M.....	88	MDF70-CK.....	76
AL-ST 50/30-C.....	80	GMPS25.....	18	LS4L14,0x20,0M.....	87	LSR10,5S.....	88	MDF95-C.....	79
AL-ST70/12-50.....	75	GMPS25.....	19	LS4L14,0x20,0N.....	87	LSR11,0M.....	88	MDF120-230.....	81
AL-ST 70/12-C.....	80	GMPS45.....	22	LS4L14,0x20,0S.....	87	LSR11,0S.....	88	MDF120-C.....	79
AL-ST95/15-50.....	75	GMPS45.....	22	LS4L17,0x20,0M.....	87	LSR12,0M.....	88	MDF150-230.....	81
AL-ST 95/15-C.....	80	GMPS45.....	23	LS4L17,0x20,0N.....	87	LSR12,0S.....	88	MDF150-C.....	79
AL-ST 95/55-C.....	80	GMPS50.....	24	LS4L17,0x20,0S.....	87	LSR12,5M.....	88	MDF185-230.....	81
AL-ST120/20-50.....	75	GMPS50.....	24	LS4R06,5M.....	87	LSR12,5S.....	88	MDF240-230.....	81
AL-ST 120/20-C.....	80	GMPS50.....	25	LS4R06,5N.....	87	LSR13,0M.....	88	MDF300-230.....	81
AL-ST 150/25-C.....	80	GMPS85.....	28	LS4R06,5S.....	87	LSR13,0S.....	88	MFI65.....	26
AL-ST 170/40-C.....	80	GMPS120.....	34	LS4R07,0M.....	87	LSR13,5M.....	88	MFI65.....	27
AL-ST 185/30-C.....	80	GMPS120-S.....	34	LS4R07,0N.....	87	LSR13,5S.....	88	MFI95.....	30
AL-ST 210/35-C.....	80	HP45.....	52	LS4R07,0S.....	87	LSR14,0M.....	88	MFI95.....	31

ORDER NUMBER INDEX

Order No	page	Order No	page	Order No	page	Order No	page	Order No	page
MF1120-2.....	32	MK10-50.....	73	MK20-CK.....	76	MK44B-600.....	84	MKO150-230-CU.....	82
MF1120-2.....	33	MK10-230.....	81	MK22-45.....	72	MK52-520.....	83	MKO185/32-230.....	82
MH6-45.....	72	MK10-600.....	84	MK22-50.....	73	MK52-600.....	84	MKO185-230-AL.....	82
MH6-50.....	73	MK10B-45.....	72	MK22-230.....	81	MK52B-520.....	83	MKO210/36-230.....	82
MH6-CK.....	76	MK10B-50.....	73	MK22-520.....	83	MK52B-600.....	84	MKO210/50-230.....	82
MH10-45.....	72	MK10B-CK.....	76	MK22-600.....	84	MK58-520.....	83	MKO240/40-230.....	82
MH10-50.....	73	MK10-C.....	78	MK22B-45.....	72	MK58-520.....	83	MKO240-230-AL.....	82
MH10-C.....	78	MK10-CK.....	76	MK22B-50.....	73	MK58-600.....	84	MO7-50.....	74
MH10-CK.....	76	MK12-45.....	72	MK22B-230.....	81	MK58-600.....	84	MO8-50.....	74
MH16-45.....	72	MK12-50.....	73	MK22B-520.....	83	MK60-520.....	83	MO10-50.....	74
MH16-50.....	73	MK12-230.....	81	MK22B-600.....	84	MK60-600.....	84	MO10-50.....	74
MH16-C.....	78	MK12-230.....	81	MK22B-CK.....	76	MK60-600.....	84	MO10-50.....	74
MH16-CK.....	76	MK12-520.....	83	MK22-C.....	78	MK70-600.....	84	MO10-C.....	79
MH25-45.....	72	MK12-520.....	83	MK22-C.....	78	MKGR1.....	48	MO10-C.....	79
MH25-50.....	73	MK12-600.....	84	MK22-CK.....	76	MKGR2.....	48	MO12-50.....	74
MH25-C.....	78	MK12-600.....	84	MK24B-230.....	81	MKGR3.....	48	MO12-50.....	74
MH25-CK.....	76	MK12B-45.....	72	MK25-50.....	73	MKO10-50CU.....	74	MO12-C.....	79
MH35-45.....	72	MK12B-50.....	73	MK25-230.....	81	MKO10-230-CU.....	82	MO12-C.....	79
MH35-50.....	73	MK12B-CK.....	76	MK25-520.....	83	MKO10-CK-CU.....	77	MO16-50.....	74
MH35-C.....	78	MK12-C.....	78	MK25-600.....	84	MKO16-50CU.....	74	MO16-50.....	74
MH35-CK.....	76	MK12-C.....	78	MK25B-50.....	73	MKO16-230-CU.....	82	MO16-50.....	74
MH50-45.....	72	MK12-CK.....	76	MK25B-230.....	81	MKO16-CK-CU.....	77	MO16-C.....	79
MH50-50.....	73	MK14-45.....	72	MK25B-520.....	83	MKO25-50AL.....	74	MO16-C.....	79
MH50-C.....	78	MK14-50.....	73	MK25B-600.....	84	MKO25-50CU.....	74	MO16-C.....	79
MH50-CK.....	76	MK14-230.....	81	MK25B-CK.....	76	MKO25-230-AL.....	82	MO18-50.....	74
MH70-45.....	72	MK14-230.....	81	MK25-C.....	78	MKO25-230-CU.....	82	MO18-50.....	74
MH70-50.....	73	MK14-520.....	83	MK25-C.....	78	MKO25-CK-AL.....	77	MO18-50.....	74
MH70-C.....	78	MK14-520.....	83	MK25-CK.....	76	MKO25-CK-CU.....	77	MO18-50.....	74
MH70-CK.....	76	MK14-600.....	84	MK28-50.....	73	MKO35/6-50.....	74	MO18-C.....	79
MH95-45.....	72	MK14-600.....	84	MK28-230.....	81	MKO35-50AL.....	74	MO18-C.....	79
MH95-50.....	73	MK14B-45.....	72	MK28-520.....	83	MKO35-50CU.....	74	MO18-C.....	79
MH95-C.....	78	MK14B-50.....	73	MK28-600.....	84	MKO35-230-AL.....	82	MO18-C.....	79
MH95-CK.....	76	MK14B-CK.....	76	MK28B-50.....	73	MKO35-230-CU.....	82	MO20-50.....	74
MH120-45.....	72	MK14-C.....	78	MK28B-230.....	81	MKO35-CK-AL.....	77	MO20-50.....	74
MH120-50.....	73	MK14-C.....	78	MK28B-520.....	83	MKO35-CK-CU.....	77	MO20-50.....	74
MH120-230.....	81	MK14-CK.....	76	MK28B-600.....	84	MKO50/8-50.....	74	MO20-C.....	79
MH120-C.....	78	MK16-45.....	72	MK28B-CK.....	76	MKO50/8-230.....	82	MO20-C.....	79
MH120-CK.....	76	MK16-50.....	73	MK28-C.....	78	MKO50/8-CK.....	77	MO20-C.....	79
MH150-45.....	72	MK16-230.....	81	MK28-CK.....	76	MKO50/30-50.....	74	MO21-50.....	74
MH150-50.....	73	MK16-230.....	81	MK28L-C.....	78	MKO50/30-230.....	82	MO21-C.....	79
MH150-230.....	81	MK16-520.....	83	MK32-50.....	73	MKO50/30-CK.....	77	MO22-50.....	74
MH150-C.....	78	MK16-520.....	83	MK32-230.....	81	MKO50-50AL.....	74	MO22-50.....	74
MH150-CK.....	76	MK16-600.....	84	MK32-520.....	83	MKO50-50CU.....	74	MO22-50.....	74
MH185-50.....	73	MK16-600.....	84	MK32-600.....	84	MKO50-230-AL.....	82	MO22-C.....	79
MH185-230.....	81	MK16B-45.....	72	MK32B-230.....	81	MKO50-230-CU.....	82	MO22-C.....	79
MH185-C.....	78	MK16B-50.....	73	MK32B-520.....	83	MKO50-CK-AL.....	77	MO22-C.....	79
MH185-CK.....	76	MK16B-CK.....	76	MK32B-600.....	84	MKO50-CK-CU.....	77	MO24-50.....	74
MH240-50.....	73	MK16-C.....	78	MK32B-CK.....	76	MKO70/12-50.....	74	MO24-50.....	74
MH240-230.....	81	MK16-C.....	78	MK32-C.....	78	MKO70/12-230.....	82	MO24-C.....	79
MH240-C.....	78	MK16-CK.....	76	MK32-CK.....	76	MKO70/12-CK.....	77	MO24-C.....	79
MH240-CK.....	76	MK18-45.....	72	MK32L-C.....	78	MKO70-50AL.....	74	MO25-C.....	79
MH300-230.....	81	MK18-50.....	73	MK34B-230.....	81	MKO70-50CU.....	74	MO26-50.....	74
MH300-C.....	78	MK18-230.....	81	MK34B-520.....	83	MKO70-230-AL.....	82	MO26-C.....	79
MH300-CK.....	76	MK18-230.....	81	MK34B-600.....	84	MKO70-230-CU.....	82	MO26-C.....	79
MH400-230.....	81	MK18-520.....	83	MK34B-CK.....	76	MKO70-CK-AL.....	77	MP60-1.....	46
MH400-C.....	78	MK18-520.....	83	MK34L-C.....	78	MKO70-CK-CU.....	77	MP60-2.....	47
MH500-230.....	81	MK18-600.....	84	MK38-230.....	81	MKO95/15-230.....	82	MP60-3.....	46
MH625-230.....	81	MK18-600.....	84	MK38-520.....	83	MKO95/15-CK.....	77	MPAE2R.....	41
MK5-45.....	72	MK18B-45.....	72	MK38-600.....	84	MKO95-50AL.....	74	MPAE2T.....	41
MK5-50.....	73	MK18B-50.....	73	MK38B-230.....	81	MKO95-50CU.....	74	MPAE6R.....	41
MK5-CK.....	76	MK18B-CK.....	76	MK38B-520.....	83	MKO95-230-AL.....	82	MPAE16K.....	41
MK6-45.....	72	MK18-C.....	78	MK38B-600.....	84	MKO95-230-CU.....	82	MPAE16R.....	42
MK6-50.....	73	MK18-C.....	78	MK42-230.....	81	MKO120/21-230.....	82	MPAE16T.....	42
MK6-C.....	78	MK18-CK.....	76	MK42-520.....	83	MKO120-50AL.....	74	MPAE50R.....	42
MK6-CK.....	76	MK20-45.....	72	MK42-600.....	84	MKO120-50CU.....	74	MPAE95R.....	42
MK8-45.....	72	MK20-50.....	73	MK44-230.....	81	MKO120-230-AL.....	82	MPD50S.....	45
MK8-50.....	73	MK20-230.....	81	MK44-230.....	81	MKO120-230-CU.....	82	MPD120S.....	45
MK8-C.....	78	MK20-520.....	83	MK44-520.....	83	MKO125/30-230.....	82	MPIQ.....	43
MK8-CK.....	76	MK20-600.....	84	MK44-600.....	84	MKO150/25-230.....	82	MPIQ6.....	43
MK10-45.....	72	MK20-C.....	78	MK44B-520.....	83	MKO150-230-AL.....	82	MPIQ16.....	43

Order No page	Order No page	Order No page	Order No page
MPR-1 45	MR15,7-50 75	MTT240-CK 76	SMPS120 34
MPR-2 45	MR15,7-C 80	NG2 35	SMPS120 34
MPR16K 43	MR15,7-C 80	NG2 70	SPRAY-M 87
MPR50i 45	MR15,7-CK 77	NG3 35	SSA-ERD1 38
MPR120i 45	MR15,7-CK 77	NG3 70	SSA-ERD1 39
MPRQ95 44	MR17,5-50 75	NG3 95	SSA-ERD3 38
MPSF6-1 48	MR17,5-50 75	NP220-1 94	SSA-ERD3 39
MPSF6-2 48	MR17,5-C 80	NP220-2 94	SSA-ERD4 38
MPSF6-3 48	MR17,5-C 80	PP60-1 56	SSA-ERD4 39
MPSF6-loose 48	MR17,5-CK 77	PP60-2 58	STILO45 53
MPUSET 40	MR17,5-CK 77	PP130-C 60	STILO50 55
MR4,1-45 72	MR20,2-50 75	PP130-C2 62	STILO60 58
MR4,1-50 75	MR20,2-50° 75	PP130-H 64	STILO-S 21
MR4,1-C 80	MR20,2-C 80	PP230 66	SW12/230 95
MR4,1-CK 77	MR20,2-C 80	PP230-630 67	TG1 96
MR5,1-45 72	MR20,2-CK 77	PP520 68	TG2 35
MR5,1-45 72	MR20,2-CK 77	PP600 69	TG2 70
MR5,1-50 75	MR22,5-C 80	PS25 18	TG3 96
MR5,1-C 80	MRD22-230 82	PS45 22	TTCP01 96
MR5,1-C 80	MRD22-C 79	PS50 24	TTPZ01 96
MR5,1-CK 77	MRD24-230 82	PS65 26	U13-DC10 80
MR6,3-45 72	MRD24-C 79	PS85 28	U13-DC25 80
MR6,3-45 72	MRD29-230 82	PS95 30	U13-DC35 80
MR6,3-50 75	MRD29-C 79	PS120 34	U13-DC70 80
MR6,3-50 75	MRD32-230 82	PS120-2 32	U13-DC95 80
MR6,3-C 80	MRD32-C 79	PS120-SK160 34	U13-DC185 80
MR6,3-C 80	MRD32-C 79	RA4 35	U13-K07M 78
MR6,3-CK 77	MRH22-230 82	RA4 70	U13-K08M 78
MR6,3-CK 77	MRH22-C 79	RA5 35	U13-K10M 78
MR7,5-45 72	MRH26-230 82	RA5 70	U13-K11M 78
MR7,5-45 72	MRH26-C 79	RA6 35	U13-K13M 78
MR7,5-50 75	MRH30-230 82	RA6 70	U13-K14 78
MR7,5-50 75	MRH30-C 79	RA7 35	U13-K17M 78
MR7,5-C 80	MRH32-230 82	RA7 70	U13-K18 78
MR7,5-C 80	MRH34-230 82	RA9 35	U13-K20D 78
MR7,5-CK 77	MSR54 10	RA9 70	U13-K22D 78
MR7,5-CK 77	MTT10-45 72	RA10 35	U13-K25M 78
MR9,0-45 72	MTT10-50 73	RA10 70	U13-K28D 78
MR9,0-45 72	MTT10-CK 76	RA11 35	U13-K34D 78
MR9,0-50 75	MTT16-45 72	RA11 70	UEAE10T 40
MR9,0-50 75	MTT16-50 73	RA11 95	UEIQ6 40
MR9,0-C 80	MTT16-C 79	RA12 35	UEQ10 40
MR9,0-C 80	MTT16-CK 76	RA12 70	
MR9,0-CK 77	MTT25-45 72	RA13 70	
MR9,0-CK 77	MTT25-50 73	SCH1,5 95	
MR10,5-45 72	MTT25-C 79	SCH3 95	
MR10,5-45 72	MTT25-CK 76	SCH5 95	
MR10,5-50 75	MTT35-45 72	SCH10 95	
MR10,5-50 75	MTT35-50 73	SCHA3 95	
MR10,5-C 80	MTT35-C 79	SCHA5 95	
MR10,5-C 80	MTT35-CK 76	SCHA10 95	
MR10,5-CK 77	MTT50-45 72	SET-SMI-S 21	
MR10,5-CK 77	MTT50-50 73	SM85 28	
MR12,5-45 72	MTT50-C 79	SM85 29	
MR12,5-45 72	MTT50-CK 76	SMI65 26	
MR12,5-50 75	MTT70-45 72	SMI65 27	
MR12,5-50 75	MTT70-50 73	SMI95 30	
MR12,5-C 80	MTT70-C 79	SMI95 31	
MR12,5-C 80	MTT70-CK 76	SMI120-2 32	
MR12,5-CK 77	MTT95-45 72	SMI120-2 33	
MR12,5-CK 77	MTT95-50 73	SMPS25 18	
MR14,0-45 72	MTT95-C 79	SMPS25 18	
MR14,0-45 72	MTT95-CK 76	SMPS25 19	
MR14,0-50 75	MTT120-C 79	SMPS45 22	
MR14,0-50 75	MTT120-CK 76	SMPS45 22	
MR14,0-C 80	MTT150-C 79	SMPS45 23	
MR14,0-C 80	MTT150-CK 76	SMPS50 24	
MR14,0-CK 77	MTT185-C 79	SMPS50 24	
MR14,0-CK 77	MTT185-CK 76	SMPS50 25	
MR15,7-50 75	MTT240-C 79	SMPS85 28	



Intercable cannot be held liable for any damages or injuries resulting from improper use or operation of the products depicted in this catalogue. Furthermore, Intercable reserves the right to change the products in this catalogue without further notice.
Sales conditions: see www.intercable.eu

Intercable srl

Via Campi della Rienza, 21
I-39031 Brunico – ITALY
Tel. +39 0474 - 571700
Fax +39 0474 - 555511
export@intercable.com
www.intercable.eu

intercable
TOOLS FOR PROFESSIONALS